INTERIOR RENOVATIONS

THE WALDORF SCHOOL OF BALTIMORE
4801 TAMARIND ROAD
BALTIMORE, MD 21209

ABBREVIATIONS

ABOVE FINISHED FLOOR	AFF	EACH	EA	LAMINATED	LAM	RADIUS	RAD, R
ACOUSTIC	ACST	EAST	E	LAVATORY	LAV	REFRIGERATOR	REF
ADJUSTABLE	ADJ	ELECTRIC, ELECTRICAL	ELEC	LEFT HAND	LH	REINFORCING	REINF
AIR CONDITIONING	A/C	ELEVATION	EL	LENGTH	L	REQUIRED	REQD
AIR HANDLING	AH	ELEVATOR	ELEV	LIBRARY	LIB	RESILIENT	RES
AIR HANDLING UNIT	AHU	EMERGENCY POWER	EM	LINEAR FEET	LF	RETURN AIR	RA
ALTERNATE	ALT	EMPTY CONDUIT	EC	LONG LEG HORIZONTAL	LLH	RIGHT HAND	RH
ALTERNATE CURRENT	AC	ENGINEER	ENGR	LONG LEG VERTICAL	LLV	ROOM	RM
ALUMINUM	AL	ELECTRIC WATR COOLER	EWC	MAINTENANCE	MAINT	ROUGH OPENING	RO
AMPERES	AMP	ELECTRIC WATER HEATER	EWH	MANUFACTURER	MFR		
ANCHOR BOLT	AB	EXHAUST	EXH	MASONRY	MAS	SCHEDULE	SCHED
ARCHITECT	ARCH	EXISTING	EXIST	MASONRY OPENING	MO	SECTION	SECT
AT	@	EXPANSION	EXP	MAXIMUM	MAX	SIMILAR	SIM
AVERAGE	AV	EXPANSION JOINT	EXP JT	MECHANICAL	MECH	SOUND TRANSMISSION	STM
		EXTERIOR	EXT	MEDIUM	MED	SPECIFICATION	SPEC
BEAM	BM	EQUAL	EQ.	MEZZANINE	MEZZ	SPECIFIED	SPECD
BOARD	BD			MINIMUM	MIN	SQUARE	SQ
		FAHRENHEIT	F	MISCELLANEOUS	MISC	STANDARD	STD
CABINET	CAB	FEET PER MINUTE	FPM	MOUNTED	MTD	STANDARD PIPE	SP
CATALOG	CAT	FEET, FOOT	FT	MULLION	MUL	STAINLESS STEEL	SS
CEILING	CLG	FINISH	FIN	METAL	MTL	STATION	STA
CENTERLINE	CL	FIRE EXTINGUISHER	FE			STEEL	STL
CERAMIC TILE	CT	FLOOR	FL			STORAGE	STOR
CLOSET	CL	FLUOURESCENT	FLUOR	NOT IN CONTRACT	NIC	STRUCTURAL	STRUCT.
COLUMN	COL	FIRE RATED	FR	NOT TO SCALE	NTS	SUSPENDED CEILING	SUSP. CLG.
COMPANY	CO			NUMBER	#, NO		
CONCRETE	CONC	GAUGE	GA	NOT APPLICABLE	N/A	TELEPHONE	TEL
CONCRETE MASONRY UNITS	CMU	GALLON	GAL			THICK OR THICKNESS	THK
CONFERENCE	CONF	GALLONS PER MINUTE	GPM	OFFICE	OFF	THRESHOLD	THRSLD
CONTINUOUS	CONT	GALVANIZED	GALV	ON CENTER	OC	TO BE DETERMINED	TBD
CONTROL JOINT	CJ	GENERAL CONTRACTOR	GC	OPENING	OPNG	TONGUE & GROOVE	T & G
COORDINATE	COORD	GROUNDED FAULT INTERRUPT	GFI	OPPOSITE	OPP	TOP	T
1 CORRIDOR	CORR	GYPSUM WALL BOARD	GWB	OUNCE	OZ	TYPICAL	TYP
2 CUBIC FEET	CF			OVERALL	OA		
3 CUBIC FEET PER MINUTE	CFPM	HANDICAPPED	HDCP	OVERHEAD	OH	UNDERWRITER ClassroomORATORY	(2)
DEDICATED	DED	HARDWARE	HDW				
DEPARTMENT	DEPT	HARDWOOD	HDWD	PAINTED	PTD	VERTICAL	VERT
DEPTH	D	HEIGHT	HGT	PANEL	PNL	VESTIBULE	VEST
DETAIL	DET	HERTZ	HZ	PARTITION	PTN	VINYL COMPOSITION TILE	VCT
DIAGONAL	DIAG	HOLLOW METAL	HM	PERPENDICULAR	PERP	VOLTS	V
DIAMETER	DIA	HORIZONTAL	HORIZ	PERSONAL COMPUTER	PC		
DIMENSION	DIM	HORSEPOWER	HP	PHASE	PH	WALLBOARD	WBH
DISHWASHER	DW	HOT WATER HEATER	HWH	PLASTIC LAMINATE	PLAM	WELDED WIRE FABRIC	WWF
DOOR	DR	HOUR	HR	PLATE	PL	WIDTH	W
DOWN	DN			PLUMBING	PLMB	WINDOW	WDW
DRAWING	DWG	INCH	IN	PLYWOOD	PLYWD	WITH	W/
DRINKING FOUNTAIN	DF	INFORMATION	INFO	POLYVINYL CHLORIDE	PVC	WITHOUT	W/O
		INSIDE DIAMETER	ID	PREFABRICATED	PREFAB	WOOD	WD
		INSULATED, INSULATION	INSUL	PREFINISHED	PREFIN		
		INTERIOR	INT	PRELIMINARY	PRELIM	YARD	YD
		JANITOR'S CLOSET	JC	QUARRY TILE	QT		
		JOINT	JT				
		JOIST	JST				
		JUNCTION BOX	JB				

SYMBOLS

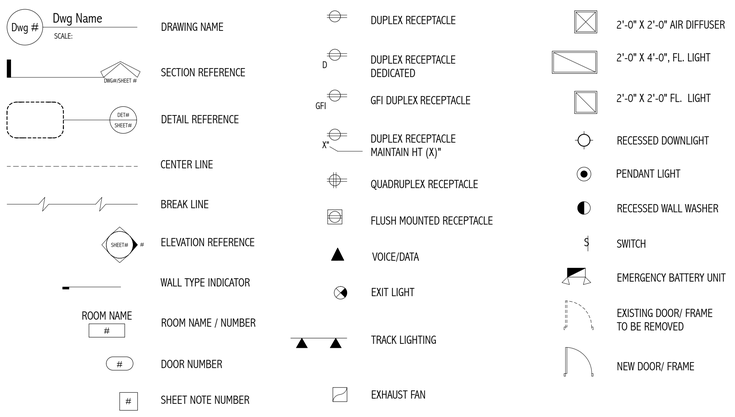

PROJECT DIRECTORY

OWNER:
THE WALDORF SCHOOL
OF BALTIMORE
4801 Tamarind Road
Baltimore, MD 21209

OWNER'S REP:
Finney Lynn
Phone: 301-219-9118
Cell: 443-386-3729
Email: john@finneylynnllc.com

ARCHITECT:
RM Sovich Architecture
Vilage Square
Baltimore, MD 21210
T: 410 327 7971
Fx: 410 327 7972
E-mail: office@rmsarchitecture.com
URL: http://www.rmsarchitecture.com

MEP Engineer:
KBD Engineering
Phone: 410-592-9003
Fax: 410-592-8858
Cell: 443-386-3729
Email: drew@kbdengineering.com

LOCATION



CODE ANALYSIS

CODE REVIEW

Maryland Building Performance Standards / January 2024	International Property Maintenance Code / 2021	Maryland Building Rehabilitation Code / 2015
International Building Code / 2021	*International Fire Code / 2021*	
National Electrical Code / 2014	*International Energy Conservation Code / 2021*	
International Fuel Gas Code / 2021	International Green Construction Code / 2021	
International Mechanical Code / 2021	International Swimming Pool and Spa Code / 2021	
International Plumbing Code / 2021	International Existing Building Code / 2021	

COMPUTATION FOR ALLOWABLE FLOOR AREAS PER USE GROUP
CONSTRUCTION TYPE III-B

USE GROUP	AREA PER STOREY PERMITTED/ 504.4	AREA PROVIDED	HEIGHT PERMITTED PER 504.3	HEIGHT PROVIDED	#OF STORY PERMITTEED	#OF STORY PROVIDED	TOTAL AREA PER 506.2	IBC SECTION
GROUP E	14,500 SF	11,437 SF	75 SF	36 SF	3	3	43,500	TABLE 503
RATIO								

FIRE RESISTANCE RATING OF BUILDING ELEMENTS	TYPE III-B		IBC SECTION
STRUCTURAL FRAME	0 HR		
including columns, girders, trusses.			TABLE 601.1
BEARING WALLS			
EXTERIOR	2 HR		TABLE 601.1
INTERIOR	0 HR	NO CHANGE IN TOTAL SF	TABLE 601.1
NON BEARING WALLS & PARTITIONS		NO CHANGE TO STRUCTURE	
EXTERIOR	0 HR		TABLE 601.1
NON BEARING WALLS & PARTITIONS			
INTERIOR	0 HR		TABLE 601.1
FLOOR CONSTRUCTION			
including supporting beams and joists	0 HR		TABLE 601.1
ROOF CONSTRUCTION			
including supporting beams and joists	0 HR		TABLE 601.1
TOTAL AREA OF ADDITION	11,437 SQ FT		

OCCUPANT LOAD IBC 2021

TABLE 1004.1.2

Main Level	OCCUPANCY	FLOOR AREA (SQ FT)	=LR AREA (SF)/OCCUPANT	TOTAL
Assembly (multipurpose room)(LL Existing)	1/15 SF net	3,408 SF	227	227
Class rooms (Existing)	1/20 net	1,229 SF	61	61
Class rooms (Existing)	1/20 net	1,875 SF	94	94
Offices (Existing)	1/100 G	900 SF	9	9
			Total	**391**
Level 2				
Class rooms (Existing)	1/20 net	900 SF	45	45
Science class room (New)	1/20 net	688 SF	34	34
Library (New) - See Drawing A1.5	1/100 net	2,025 SF	20	20
			Total	**54**
Theather Storage Room	1/100 net	785 SF	8	
Class rooms (LL Existing)	1/20 net	4,212 SF	211	211
Offices (Existing)	1/100 net	762 SF	8	8
			Total	**219**

LIST OF DRAWINGS

Sheet #	Drawing title
	ARCHITECTURAL DRAWING
A0.0	COVER SHEET
A0.1	GENERAL NOTES
A0.2	SCHEDULES
A1.1	LIBRARY DEMO AND CONSTRUCTION PLAN
A1.2	LIBRARY RCP, TELEPHONE AND ELECTRIC PLAN
A1.3	LIBRARY INTERIOR ELEVATIONS
A1.4	EXTERIOR ELEVATIONS AND SECTION
A1.5	LIBRARY FURNITURE AND ROON USAGE
A2.1	SCIENCE CLASSROOM DEMO AND CONSTRUCTION PLAN
A2.2	SCIENCE CLASSROOM RCP, TELEPHONE AND ELECTRIC PLAN
A2.3	SCIENCE CLASSROOM INTERIOR ELEVATIONS
A2.4	SCIENCE CLASSROOM FURNITURE PLAN
A3.1	DETAILS
A3.2	MILLWORK
A3.3	MILLWORK
A3.4	ENLARGED DETAIL PLAN
A3.5	ENLARGED DETAIL PLAN
A3.6	FLOOR FINISH PLAN
A4.1	THEATER STORAGE ROOM
	MECHANICAL DRAWINGS
M-001	THEATER STORAGE ROOM MECHANICAL PLAN
M-002	SCIENCE CLASS ROOM MECHANICAL PLAN
M-003	LIBRARY MECHANICAL PLAN
	PLUMBING DRAWINGS
P-001	SCIENCE CLASS ROOM PLUMBING PLAN
P-002	LIBRARY PLUMBING PLAN
	ELECTRICAL DRAWINGS
E-001	SCIENCE CLASS ROOM LIGHTING AND POWER PLAN
E-002	THEATER STORAGE ROOM LIGHTING AND POWER PLAN
E-003	LIBRARY LIGHTING AND POWER PLAN

SCOPE OF WORK

The Scope includes, but is not limited to, fitting out a 2025SQFT unfinished area on the second floor to be used as the school Library; conversion of a 688SQFT current library into a science class room and an enclosure of 762SQFT space on the floor below (Imiddle earth) for theater costume storage.
The Work includes: selective demolition, framing, new gypsum wallboard finishing, windows, finishes including cork floor, carpet, vinyl wall base, acoustical treatment, lighting, HVAC, fume hood, millwork as indicated.

RM SOVICH ARCHITECTURE

ARCHITECT:
RM Sovich Architecture
1 Village Square, Suite 175, Baltimore, MD 21210
410 327 7971
office@rmsarchitecture.com

MEP Engineer:
KBD Engineering
Phone: 410-592-9003
Fax: 410-592-8858
Cell: 443-386-3729
Email: drew@kbdengineering.com

INTERIOR RENOVATIONS FOR THE WALDORF SCHOOL OF BALTIMORE
4801 TAMARIND ROAD,
BALTIMORE, MD 21209

No.	Date	Appr	Revision Notes
1	–		
2	–		
3	–		

BIDDING DOCUMENT - 10/19/2026

No.	Date	Issue Notes

PRINT DATE, TIME & FILE NAME.
10/26/26
4:58:00 PM
25018_260930 WSB CD-Backup-20261021114844.vwx

ARCHITECT 6171-A RANDY MICHAEL SOVICH STATE OF MARYLAND

I CERTIFY THAT THESE DOCUMENTS WERE PREPARED OR APPROVED BY ME, AND THAT I AM A DULY LICENSED ARCHITECT UNDER THE LAWS OF THE STATE OF MARYLAND.
LICENSE NO: 6171-A
EXPIRATION DATE: 9-18-2026

PROJECT # 25018

Cover sheet

A0.0

NOTE:
DO NOT SCALE DRAWINGS. CONTRACTORS SHALL VERIFY ALL DIMENSIONS BEFORE INSTALLATION.

© COPYRIGHT 2024 RM SOVICH ARCHITECTURE, INC. ALL RIGHTS RESERVED

1 The General Contractor Shall Be Responsible For Obtaining All Required Subcontractor Permits Prior To Construction.

2 The Contract Documents Consist Of Drawings Listed On Sheet A0 And The Project Manual.

3 The Contract Documents Are Instruments Of Service And Shall Remain The Property Of RM Sovich Architecture (The Architect) Whether The Project For Which They Are Prepared Is Executed Or Not. The Contract Documents Shall Not Be Used By Owner Or Tenant For Other Projects Or Extensions To The Project Nor Are They To Be Modified In Any Manner Whatsoever Except By Agreement In Writing With The Appropriate Compensation To The Architect.

4 The Work Will Conform With The Requirements Of All Agencies Having Jurisdiction.

5 "Owner" Means As Per Title Block Or Representative.

6 "Furnish" Means Supply Only. Installation Is Not Part Of This Contract.

7 "Provide" Means Furnish And Install, Complete And In Place.

8 "Similar" Means Comparable Characteristics For Conditions Noted. Contractor To Verify Dimensions.

9 "Typical" Means Identical For Conditions Noted.

10 Do Not Scale Drawings, Dimensions Govern. Verify Dimension With Field Conditions. If Discrepancies Are Discovered Between Field Conditions And Drawings Or Between Drawings, Contact The Architect For Resolution Before Proceeding.

11 Horizontal Dimensions Indicated Are To/From Finish Face Of Construction, Unless Otherwise Noted.

12 Vertical Dimensions Are From Top Of Floor Slab, Except Where Noted To Be From Above The Finish Of Floor (A.F.F.)

13 Dimensions Are Not Adjustable Without Approval Of The Architect Unless Noted (+/-).

14 All Work Shall Be Erected And Installed Plumb, Level Space And True, And In Proper Alignment.

15 Cut And Fit Components For Alterations Of Existing Work And Installation Of New Work. Patch Disturbed Areas To Match Adjacent Materials And Finishes.

16 Patch And Repair All Fireproofing Damaged Or Removed During Performance Of The Work.

17 Co-ordinate And Provide Blocking/Backing In Partitions Behind All Wall Mounted Millwork, Shelving, And Standards. All Concealed Wood To Be Fire Rated.

18 Contractor Shall Be Responsible To Coordinate And Incorporate Owner Furnished Items Including Recognition Of Lead Times And Proper Scheduling. Contractor Shall Provide Necessary Protection Of Owner Items.

19 Contractor Shall Be Responsible For Checking Contract Documents, Field Conditions And Dimensions For Accuracy And Confirming That Work Is Buildable As Shown Before Proceeding With Construction. Clarifications Regarding Any Conflicts Shall Be Approved Prior To Related Work Being Started. The Contractor Shall Notify The Owner In Writing Of Any Deficiencies In Base Building Work Prior To The Commencement Of This Work. Any Unreported Deficiencies Will Become The Responsibility Of The Contractor To Correct.

20 Contractor Shall Verify That No Conflicts Exist In Locations Of Any And All Mechanical, Telephone, Electrical, Plumbing And Sprinkler Euipment (To Include All Piping, Ductwork And Conduit) And That All Required Clearances For Installation And Maintenance Of The Above Equipment Are Provided. Elements To Be Exposed Or Concealed Shall Be Determined And Reviewed By The Architect Prior To Proceeding With Construction.

21 General Contractor Is Responsible For And Shall Provide Protection For Any Existing Finishes Including Elevators, Lobbies And Corridors Of The Base Building. Any Repair To Existing Areas Are Not Part Of This Project Or Contract Unless Noted.

22 Mechanical, Electrical, Plumbing & Fire Protection Systems, Shop Drawings And Layouts Shall Be Submitted As Soon As Possible After Award Of Contract To The Owner & RM Sovich Architecture Allowing 5 Working Days For Review. No Construction Shall Proceed Until Approval Of These Drawings Has Been Received By Contractor. Construction That Preceeds Approval Of These Drawings Is Done So At The Risk Of The Contractor.

23 Contractor Shall Provide Manufacturer's Specifications Installation Instruction, Shop Drawings & Samples For Review And Approval Of All Materials And Methods To Be Used Prior To Ordering Or Proceeding With The Work.

24 Contractor Shall Follow Manufacturer's Recommended Specifications And Installation Procedures. If These Are Contrary To The Contract Documents, Contractor Shall Notify RM Sovich Architecture, In Writing Immediately To Resolve Discrepancies Prior To Proceeding.

25 Exercise Extreme Care And Precaution During Construction Of The Work To Minimize Disturbances To Adjacent Tenants And Their Occupants, Property, Public Thoroughfares, Etc. Contractor Shall Take Precautions And Be Responsible For The Safety Of All Building Occupants From Construction Procedures.

26 Within five days of the contract date the Contractor shall re-submit to owner and RM Sovich the negotiated and agreed-upon schedule; with detailed activities and any Owner related items which may affect the schedule.

27 Abbreviations Used In Referring To Standards That Apply To The Work Include, But Are Not Necessarily Limited To The Following:

A. American Society Of Testing Materials (ATM)
B. American Institute Of Steel Construction (AISC)
C. American Welding Society (AWS)
D. American Concrete Institute (ACI)
E. American National Standards Institute (ANSI)
F. Architectural Aluminum Manufacturer's Association (AAMA)
G. Aluminum Association, Inc. (AA)
H. Concrete Reinforcing Steel Institute (CRSI)
I. National Association Of Architectural Metal Manufacturer's (NAAMM)
J. National Fire Protection Association (NFPA)
K. National Woodwork Manufacturer's Association (NWMA)
L. Woodwork Institute Of America (WIA)
M. Architectural Woodwork Institute (AWI)

28 NOT USED

29 The Finished Work Shall Be Firm Well Anchored, In True Alignment, Plumb, Level, With Smooth, Clean, Uniform Appearance Without Waves, Distortions, Holes, Marks, Cracks, Stains, Or Discoloration. Joints Shall Be Close Fitting, Neat And Well Scribed. The Finish Shall Not Present Hazardous, Unsafe Corners. All Work Shall Have The Provision For Expansion, Contraction, And Shrinkage As Necessary To Prevent Crack, Buckling And Warping Due To Temperature And Humidity Conditions.

30 Attachments, Connections, Or Fastenings Of Any Nature Are To Be Properly And Permanently Secured In Conformance With Standards Established By, But Not Limited To, Those Referenced In General Note 27. Contractor Is Responsible For Improving Them Accordingly. The Drawings Show Only Special Conditions To Assist The Contractor, They Do Not Illustrate Every Such Detail.

31 NOT USED

32 The Contractor Shall Co-ordinate Architectural And Structural Clearances For Accessibility Of Millwork, Equipment And Mechanical And Electrical Systems. No Allowance Of Any Kind Will Be Made For The Contractor's Negligence To Foresee Means Of Installing Equipment Into Position Inside Structures.

33 No Work Defective In Construction Or Quality Or Deficient In Any Requirements Of Drawings And/Or Specifications Will Be Acceptable In Consequence Of Owner's Or Architect's Failure To Discover Or To Point Out Defects Or Deficiencies During Construction. Defective Work Revealed Within Required Time Guarantees Shall Be Replaced By Work Conforming With Intent Of Contract. No Payment Whether Partial Or Final, Shall Be Construed As An Acceptance Of Defective Work Or Improper Materials.

34 Materials And Workmanship Specified By The Reference To Number Symbol, To Title Of A Specification Such As Commercial Standards, Federal Specification, Trade Association Standard, Or Other Similar Standard, Shall Comply With Requirements In Latest Edition Or Revision Thereof And With Any Amendment Or Supplement Thereto In Effect On Date Of Origin Of This Project's Contract Documents. Such Standard, Except As Modified Herein, Shall Have Full Force And Effects As Though Printed In Contract Documents.

35 Contractor Shall Waive "Common Practice" And Common Usage" As Construction Criteria Wherever Details And Contract Documents Of Governing Codes, Ordinances, Etc. Require Greater Quantity Or Better Quality Than Common Practice Or Common Usage Would Require.

36 Contractor Shall Order And Schedule Delivery Of Materials In Ample Time To Avoid Delays In Construction. If An Item Is Found To Be Unavailable, Contractor Shall Notify The Architect Immediately To Allow The Architect A Reasonable Amount Of Time To Select A Suitable Substitute.

37 If At Any Time Before Commencement Of Work, Or During Progress Thereof, Contractor's Methods, Equipment Or Appliances Are Inefficient Or Inappropriate For Securing Quality Of Work, Or Rate Of Progress Intended By Contract Documents, Owners May Order Contractor To Improve Their Quality Or Increase Their Efficiency. This Will Not Relieve Contractor Of His Sureties From Their Obligations To Secure Quality Work And Rate Of Progress Specified In Contract.

38 With Reference To Ceilings, Contractor Shall Co-ordinate With All Trades Involved And Prepare Composite Shop Drawings To Insure Clearances For Fixtures, Ducts, Ceilings, Etc., Necessary To Maintain The Specified Finish Ceiling Height Above The Finish Floor As Noted On The Drawings. Clarify Conflicts With The Architect.

39 RM Sovich Architecture, Acting As The Owner's Designated Agent For Designing This Project, Will Exercise Sole Authority For Determining Conformance Of Materials, Equipment And Systems With The Intent Of The Design. Review And Acceptance Of All Items Proposed By Contractor For Incorporation Into This Work Will Be Completed By The Architect. This Function Of The Architect Will Apply Both To Contract As Initially Signed, And To The Changes To Contract By Modification During Progress Of Work.

40 Reference To Makes, Brands, Models, Etc. Is To Establish Type And Quality Desired. Substitution Of Acceptable Equals Will Not Be Permitted Unless Specifically Noted. Substitutions Must Be Submitted To Owner And Architect For Approval.

41 With Regard To Core Drilled Slab Openings, Contractor Shall Submit A Drawing Showing The Location And Size Of All Openings To The Building Owner's Representative For Review By The Owner's Structural Engineer. The Following Procedure Shall Be Effected:

A. Review core drilled locations with Structural Engineer prior to drilling.
B. Not Used
C. Openings Shall Not Be Permitted Either Horizontally Or Vertically Through Beams.
D. Openings Shall Not Be Cored Until It Is Determined That The Reinforcing Or Tendons Will Not Be Damaged.
E. Openings And/Or Damaged Areas Shall Then Be Patched With Non-shrink Grout. In Areas Subject To Moisture Such As Restrooms, Pantries, Janitor Closets, Garages, Etc. The Non Shrink Grout Shall Be Placed At The Lower Half Of The Opening And The Upper Half Of The Opening Then Filled Joint Sealer As Used In Base Building Construction. Be Co-ordinated With The Owner.

42 The Contractor Shall Take All Reasonable Control And Precaution To Eliminate Dust, Noise, Odor Nuisance And The Like To The Premises And The Occupancy. In Addition, The Contractor Shall Establish Clean And Effective Means Of Trash And Waste Removal. A Plan For The Location Of Any Dumpsters, Trash Chutes, Material Lifts, Or Staging Areas (complete With Fencing Diagrams) Shall Be Submitted Prior To The Commencement Of Construction.

43 Sound Caulk All Acoustical Walls- Top And Bottom Joints With Approved Acoustical Caulking.

44 In The Event That Asbestos Or Other Environmental Hazard Is Found In Walls, Ceilings, Etc., Then Its Removal Or Encapsulation Shall Be Co-ordinated With The Owner.

45 Contractor Shall Co-ordinate Location And Quantity Of Fire Extinguishers and Cabinets indicated on drawings with Inspector prior to installation.

46 Contractor To Be Responsible For The Disposal Or Relocation Of The Existing Building And Maintenance Materials Located Within The Space.

47 Contractor To Ensure That All Gas Lines Are Turned Off Before Removing, Cutting Or Capping Existing Piping.

48 Contractor To Determine Adequacy Of The Existing Hvac Units. Upon Completion Of Construction, G.c. To Rebalance Entire Space If Applicable.

49 Contractor Shall Provide Maintenance Spec For All Finishes. In Addition, The Contractor Shall Provide O&m Manuals For All Mechanical, Electrical, Plumbing, Sprinkler, And Other Equipment.

50 Contractor Shall Provide A Minimum One Year Warranty On All Work. Contractor Shall Assisted The Owner In Enforcing All Warranties In Excess Of One Year

51 Contractor Shall Submit To RM Sovich Architecture All Equipment Cut Sheets, Custom Millwork Shop Drawings, Design Build And Ordinances And Shall Receive Verification Of Inspection, Approval Drawings, And Hardware, Etc To Be Used On This Project For Approval.

52 If Applicable, Contractor To Ensure That Fire Suppression System Shall Comply With All Applicable Codes And Ordinances And Shall Receive Verification Of Inspection And Approval. In Addition, The Contractor Shall Ensure That The Fire Suppression System Will Remain Active And Code Compliant During The Construction Period.

53 Contractor Is Responsible For The Safety, Actions And Conduct Of His Employees And His Subcontractors' Employees While In The Project Area, Adjacent Areas And In The Building And Its Vicinity. The Contractor Shall Employ Or Subcontract A Safety Manager To Make Weekly Site Visits, And Hold Weekly Safety Meetings As Required By OSHA And MOSH.

54 Requests To Substitute Any Product, Technique, Or Material Shall Be Submitted In Writing To Architect For Approval. Samples, Product Information, And Drawings Shall Be Required Prior To Substitution Approval. Proposed Substitution Shall Be Of Equal Quality And Performance Specification To That Originally Specified.

55 All Workmanship, Material, And Equipment Shall Be Guaranteed For One Year From Date Of Owner Acceptance. Any Failure Or Deterioration Within This Period Shall Be Corrected By The Contractor At The Contractor's Expense.

56 The Contractor Shall Supply Attic Stock Of All Finish Materials Equal To 5% Of The Material Supplied "rounded Up" To The Nearest Whole Gallon, Bucket, Box, Or Other Typical Manufacturer's Container.

Plumbing General Notes:

1 All Plumbing Work To Be Completed By Licensed Plumber And Comply With All Plumbing, And Fire Codes And Regulations.

Electrical/Telephone General Notes:

1 All Electrical/Telephone Work To Be Completed By Licensed Electrician And Comply With All Electrical And Fire Codes And Regulations.

2 All Electrical Outlets To Be Mounted Per Contract Document. Contractor Shall Submit To Architect Color Samples For Receptacles And Coverplates For Approval.

General Reflected Ceiling Notes:

1 It Is The Responsibility Of The Contractor To Review The General Notes.

2 All Rooms To Be Switched Individually. Install Light Switch At 3'-6" A.f.f. And Within 8" Of Door Frame, Unless Otherwise Noted.

3 Switches Located In The Same Area To Be Ganged On Same Plate, If Applicable. Plates In Same Area To Be Adjacent To Each Other And Are To Align. Contractor Shall Submit Color Samples For Switch And Cover Plates, To Architect For Approval.

Millwork General Notes:

1 Contractor To Provide Grommets At Countertops, Coordinate With Telephone & Electrical And Owner. Exact Location And Color Shall Be Co-ordinated On Shop Drawings.

2 Contractor To Review Millwork Drawings And Assure That Outlets Clear Millwork.

3 Contractor To Submit Samples Of Millwork And Surface Material To Architect And Client For Approval.

4 Contractor Shall Install Fire Treated Blocking In New Partitions To Receive New Millwork To Ensure Sturdy Installation. Mill Work Contractor to Indicate Blocking on Shop Drawing.

The following general notes shall be adhered to during construction:

1 Guards for stairs, landings, balconies, corridors, passageways, floor or roof openings, ramps, aisles, porches or mezzanines that are more than 30 inches above grade shall be provided with guardrails which are at least 42 inches high as per section 7-2.2.4.5.2, NFPA 101.

2 Guards for the landing higher than 30 inches above the floor shall conform to 42 inch minimum height so that a 4 inch diameter sphere cannot pass per section 7-2.2.4.5.2, NFPA 101.

3 Ramp(s) shall conform to the slope, integrity and handrail requirements of section 7-2.5, NFPA 101.

4 HVAC systems greater than 2000 CFM and 25,000 cubic feet in volume shall comply with the duct detector provisions of section 4-4 of NFPA 90A. Installing contractor shall provide all necessary equipment/materials necessary for final acceptance testing.

5 Every bathroom door lock shall be designed to permit opening of the locked door from the outside in an emergency. The opening device shall be readily accessible to the staff.

6 Minimum clear width of corridors and passageways shall be 72 inches.

7 Provide portable fire extinguishers as per NFPA 10.

8 Stairs shall conform to the requirements of section 7-2.2, NFPA 101 which include, but are not limited to the following:

A. Riser height - 7 inch maximum
B. Tread Depth - 11 inch minimum (clear of nosing)
C. Head Room - 6 feet 8 inch minimum.
D. Handrails - 34 inches to 38 inches above tread surface.
E. Width - 44 inches minimum.
F. Guardrails - 42 inches high.

9 Exit door locks, if provided, shall not require the use of a key, tool, special knowledge or effort for operation within a building, per section 7-2.1.5.2, NFPA 101.

10 A separate permit is required for any alterations to the sprinkler system. Four (4) sets of shop drawings of the proposed automatic sprinkler system or alterations shall be submitted to and approved by this office prior to installation per section 1-7.1, NFPA 72.

11 Provide OSHA And MOSH Compliant Cleated Floor Protection With Painted Edge For Any Floor Opening

General Notes to GC:

1. Correlation and Intent of the Contract Documents
1.2 The intent of the Contract Documents is to include all items necessary for the proper execution and completion of the Work by the Contractor. The Contract Documents are complementary, and what is required by one shall be as binding as if required by all; performance by the Contractor shall be required only to the extent consistent with the Contract Documents and reasonably inferable from them as being necessary to produce the indicated results.

1.2. Because the Contract Documents are complementary, the Contractor shall, before starting each portion of the Work, carefully study and compare the various Contract Documents relative to that portion of the Work, as well as the information furnished by the Owner, shall take field measurements of any existing conditions related to that portion of the Work, and shall observe any conditions at the site affecting it. These obligations are for the purpose of facilitating coordination and construction by the Contractor and are not for the purpose of discovering errors, omissions, or inconsistencies in the Contract Documents; however, the Contractor shall promptly report to the Architect any errors, inconsistencies or omissions discovered by or made known to the Contractor as a request for information in such form as the Architect may require. It is recognized that the Contractor's review is made in the Contractor's capacity as a contractor and not as a licensed design professional, unless otherwise specifically provided in the Contract Documents.

1.3 The Contractor is not required to ascertain that the Contract Documents are in accordance with applicable laws, statutes, ordinances, codes, rules and regulations, or lawful orders of public authorities, but the Contractor shall promptly report to the Architect any nonconformity discovered by or made known to the Contractor as a request for information in such form as the Architect may require.

GENERAL NOTES — G1

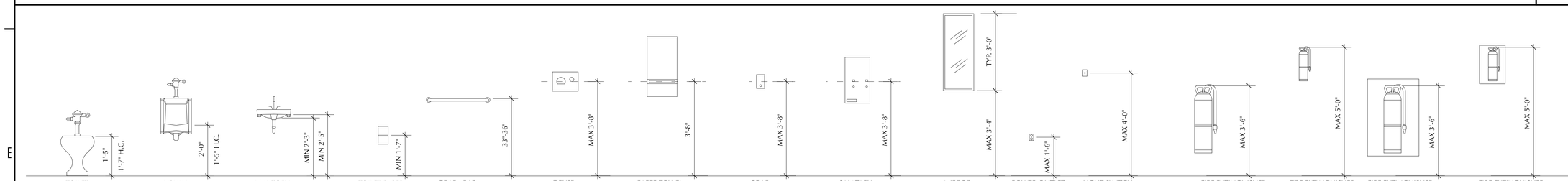

MOUNTING HEIGHTS OF FIXTURES — H1

SCALE: 1/2" = 1'-0"

RM SOVICH ARCHITECTURE

ARCHITECT:
RM Sovich Architecture
1 Village Square, Suite 175, Baltimore, MD 21210
410 327 7971
office@rmsarchitecture.com

MEP Engineer:
KBD Engineering
Phone: 410-592-9003
Fax: 410-592-8858
Cell: 443-386-3729
Email: drew@kbdengineering.com

INTERIOR RENOVATIONS FOR THE WALDORF SCHOOL OF BALTIMORE

4801 TAMARIND ROAD,
BALTIMORE, MD 21209

No.	Date	Appr	Revision Notes
1	–		
2	–		
3	–		

BIDDING DOCUMENT - 10/19/2026

No.	Date	Issue Notes

PRINT DATE, TIME & FILE NAME.
10/26/26
4:58:01 PM
25018_260930 WSB CD-Backup-20261021114844.vwx

ARCHITECT 6171-A RANDY MICHAEL SOVICH STATE OF MARYLAND

I CERTIFY THAT THESE DOCUMENTS WERE PREPARED OR APPROVED BY ME, AND THAT I AM A DULY LICENSED ARCHITECT UNDER THE LAWS OF THE STATE OF MARYLAND.
LICENSE NO: 6171-A
EXPIRATION DATE: 9-18-2026

PROJECT # 25018

GENERAL NOTES

A0.1

NOTE:
DO NOT SCALE DRAWINGS. CONTRACTORS SHALL VERIFY ALL DIMENSIONS BEFORE INSTALLATION.
© COPYRIGHT 2024 RM SOVICH ARCHITECTURE, INC. ALL RIGHTS RESERVED

NOTE:
GENERAL CONTRACTOR IS RESPONSIBLE TO REVIEW AND VERIFY THE UL DESIGN NUMBERS FOR THE WALL TYPES LISTED.

GENERAL NOTE:
PROVIDE MOISTURE RESISTANCE GYP. BD WET LOCATIONS INCLUDING BUT NOT LIMITED TO BEHIND ALL PLUMBING FIXTURES, WATER FOUNTAINS AND EVERY WALL IN ALL RESTROOMS AND JANITORS CLOSET.

ALL PARTITIONS BETWEEN DWELLING UNITS AND CORRIDOR SHALL NOT BE LESS THAN **STC VALUE OF 50**. USE TL66-253 ACOUSTICAL DESIGN (5/8" TYPE X GYP. BD. SPOT-LAMINATED TO STUDS WITH DAUBS OF ADHESIVE 12"O.C. TO GET **STC 51** PER RIVERBANK ACOUSTICAL ClassroomS) FOR SUCH PARTITIONS.

CONTRACTOR SHALL CAULK CONTINUOUSLY AT JUNCTION OF FLOOR, WALL, CEILING AND DECK. CAULK AROUND DUCT, JUNCTION BOXES AND OPENINGS FOR SWITCH, TOILET FIXTURES, PLUMBING, ETC...).

NOTE:
ALL WALLS RUN UPTO UNDER SIDE OF THE DECK UNLESS NOTED OTHERWISE.



WT-1 WALL TYPE-1 (INTERIOR WALL)

UL - V488 1HR RATED

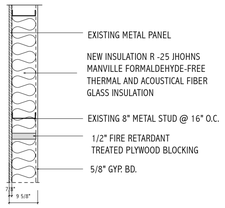

WT-2 WALL TYPE- 2 (EXTERIOR WALL R-25)



Min STC - 50
25 MSG galv steel. 2-3/8 in. wide by 7/8 in furring chanel.

PLUMBING WALL UL DESIGN U423

WT-3 WALL TYPE- 3(INTERIOR WALL)

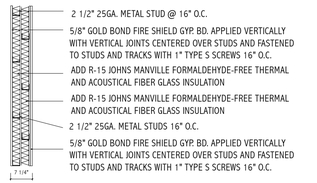

WT-4 WALL TYPE- 4 (INTERIOR WALL)



WT-5 WALL TYPE- 5(INTERIOR WALL)

UL - V488 1HR RATED

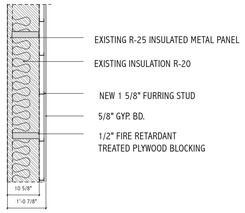

WT-6 WALL TYPE- 6(EXTERIOR WALL R - 25)

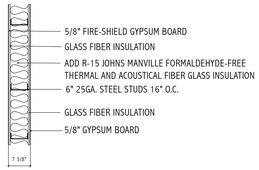

WT-7 WALL TYPE- 7

WALL TYPE — C4

NOTE: PROVIDE AMICOGLOBAL MODEL # AMBNCB-750 DRYWALL BULL NOSE CORNER BEAD AT ALL OUTSIDE CORNER EXCLUDING WINDOW SILL OF NEW PARTITION WALLS.

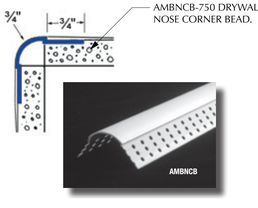

AMBNCB-750 DRYWALL BULL NOSE CORNER BEAD.

CORNER BEAD — D1

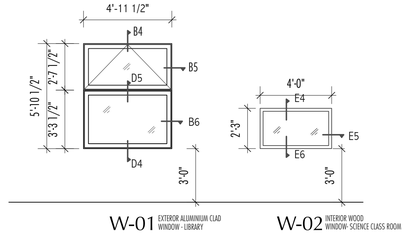

W-01 EXTERIOR ALUMINIUM CLAD WINDOW - LIBRARY

W-02 INTERIOR WOOD WINDOW- SCIENCE CLASS ROOM

WINDOW TYPE - DETAILS ON A3.1 — D3

	Nominal Size						Window Frame				
Window #	Width	Height	Thickness	Window Type	Window Material	Window Finish	Glazing Type	Frame. Type	Frame Material	Frame Finish	HW Set	Comments
W-01	4'11 1/2"	5'10 1/2"		Picture with Awing	WD	AL on exterior side, WD on interior side	RH LoE 366 IG 6-9/16 Jamb Ext	WD	WD		SEE SPECIFICATION	Field Verify overall existing Exterior window dimensions
W-02	4'0"	2'3"		Picture	WD	WD	1/4 Laminated SafEty Glass	WD	WD			
W-03	3'1"	4'1"		Picture	WD	AL on exterior side, WD on interior side	RH LoE 366 IG 6-9/16 Jamb Ext	WD	WD			
W-04	3'1"	3'1"		Picture	WD	AL on exterior side, WD on interior side	RH LoE 366 IG 6-9/16 Jamb Ext	WD	WD			
W-05	3'1"	2'1"		Picture	WD	AL on exterior side, WD on interior side	RH LoE 366 IG 6-9/16 Jamb Ext	WD	WD			

WINDOW SCHEDULE — E3

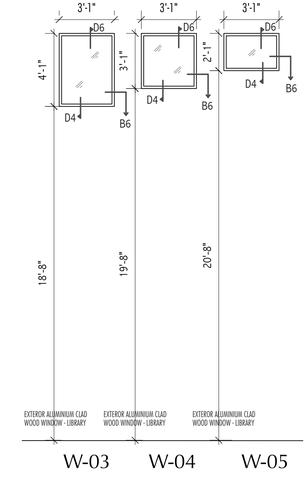

W-03 W-04 W-05

WINDOW TYPE - DETAILS ON A3.1 — E4

	Nominal Size							Door Frame			Fire Rating				
Door #	Door pair	Width	Height	Thickness	Door Type	Door Material	Door Finish	Glaz. Style	Frame type	Frame Material	Frame Finish	Frame	Door Slab	HW Set	Comments
01		6'0"	8'0"	1 3/4"	Casement	WD/GL	Stain	1 1/4" Tempered Glass	SF-1	HM		N/A		SEE SPECIFICATION	
02		3'0"	7'0"	1 3/4"	F	WD	Stain	N/A	SF-2	HM		N/A			
03		3'0"	7'0"	1 3/4"	F	WD	Stain	N/A	SF-2	HM		N/A			
04		5'4"	7'0"	1 3/4"	F	WD	Stain	N/A	SF-3	HM		60 min.			
05		4'6"	7'0"	1 3/4"	F	WD	Stain	N/A	SF-4	HM		N/A			
06		6'0"	7'0"	1 3/4"	F	WD	Stain	N/A	SF-5	HM		N/A			

DOOR SCHEDULE — B6

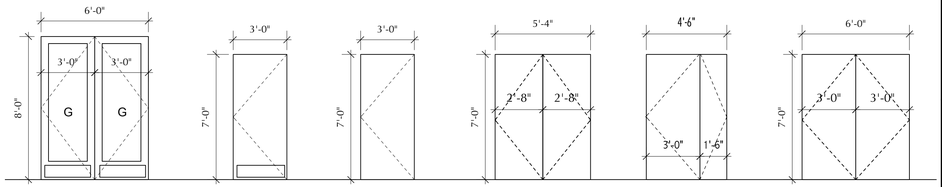

D-01 D-02 D-03 D-04 D-05 D-06

DOOR TYPE — C6

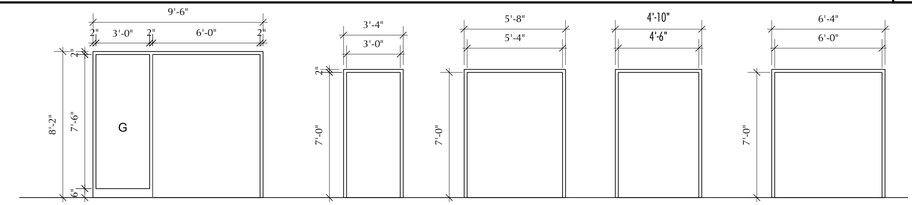

SF-1 SF-2 SF-3 SF-4 SF-5

FRAME TYPE — D6

PLUMBING FIXTURE REQUIREMENT IBC 2021 — TABLE 2902.1

	OCCUPANT LOAD (PER 1004.12)	Male # WC/OCC. (IBC)	Female # WC/OCC. (IBC)	# LAV/OCC. (IBC)	Total # WC/OCC. (IBC)	SERVICE SINK
Library(A-3)	25 OCC.	1	0.19	1	1	
Science Classroom	21 OCC.	-	-	-	-	
			Total required	**#CVAL?**	**#CVAL?**	1
			Total Provided	**9**	**15**	1
Lower level Class rooms (Existing)	180 OCC.	2	2	4	4	
Offices (LL Existing)	8 OCC.	1	1	1	1	
			Total required	**5**	**6**	1
			Total Provided	**12**	**15**	1

PLUMBING FIXTURE REQUIREMENT — E6

ARCHITECT:
RM Sovich Architecture
1 Village Square, Suite 175, Baltimore, MD 21210
410 327 7971
office@rmsovarchitecture.com

MEP Engineer:
KBD Engineering
Phone: 410-592-9003
Fax: 410-592-8858
Cell: 443-386-3729
Email: drew@kbdengineering.com

INTERIOR RENOVATIONS FOR THE WALDORF SCHOOL OF BALTIMORE

4801 TAMARIND ROAD,
BALTIMORE, MD 21209

No.	Date	Appr	Revision Notes
1	–		
2	–		
3	–		

BIDDING DOCUMENT - 10/19/2026

No.	Date	Issue Notes

PRINT DATE, TIME & FILE NAME.
10/26/26
4:58:04 PM
25018_260930 WSB CD-Backup-20261021114844.vwx

ARCHITECT 6171 A RANDY MICHAEL SOVICH STATE OF MARYLAND

I CERTIFY THAT THESE DOCUMENTS WERE PREPARED OR APPROVED BY ME, AND THAT I AM A DULY LICENSED ARCHITECT UNDER THE LAWS OF THE STATE OF MARYLAND.
LICENSE NO: 6171-A
EXPIRATION DATE: 9-18-2026

PROJECT # 25018

Schedules

A0.2

NOTE:
DO NOT SCALE DRAWINGS. CONTRACTORS SHALL VERIFY ALL DIMENSIONS BEFORE INSTALLATION.

© COPYRIGHT 2024 RM SOVICH ARCHITECTURE, INC. ALL RIGHTS RESERVED

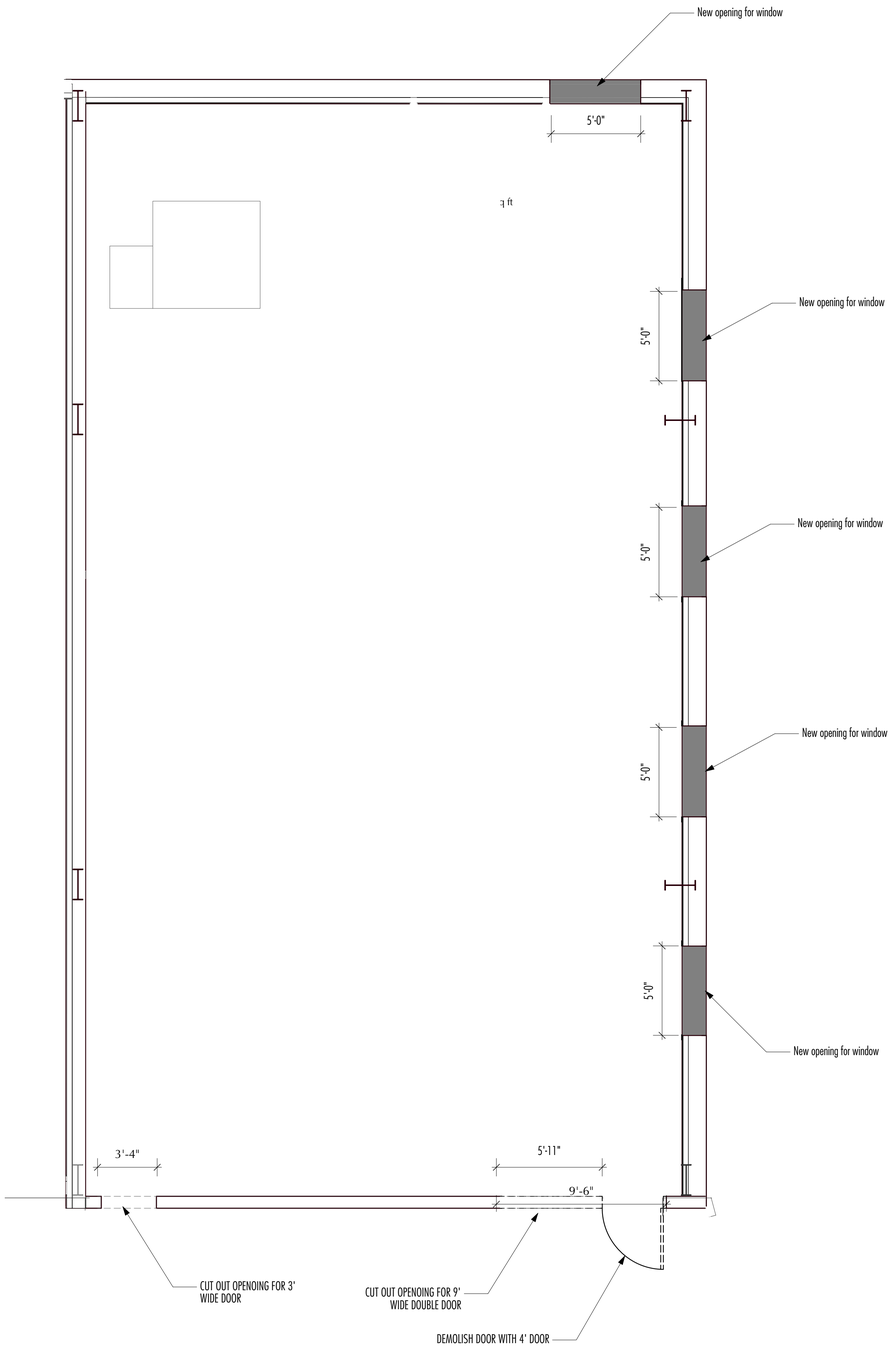

LIBRARY DEMOLITION PLAN
SCALE: 3/16" = 1'-0"

E3

GENERAL NOTE:

1. ALL WINDOW SHALL RECEIVE LOUVER BLIND PER SPECIFICATION.

2. ALL EXTERIOR DOOR AND WINDOW IN LIBRARY ROOM SHALL RECEIVE NON MOTORIZED ROOM DARKENING SHADE.

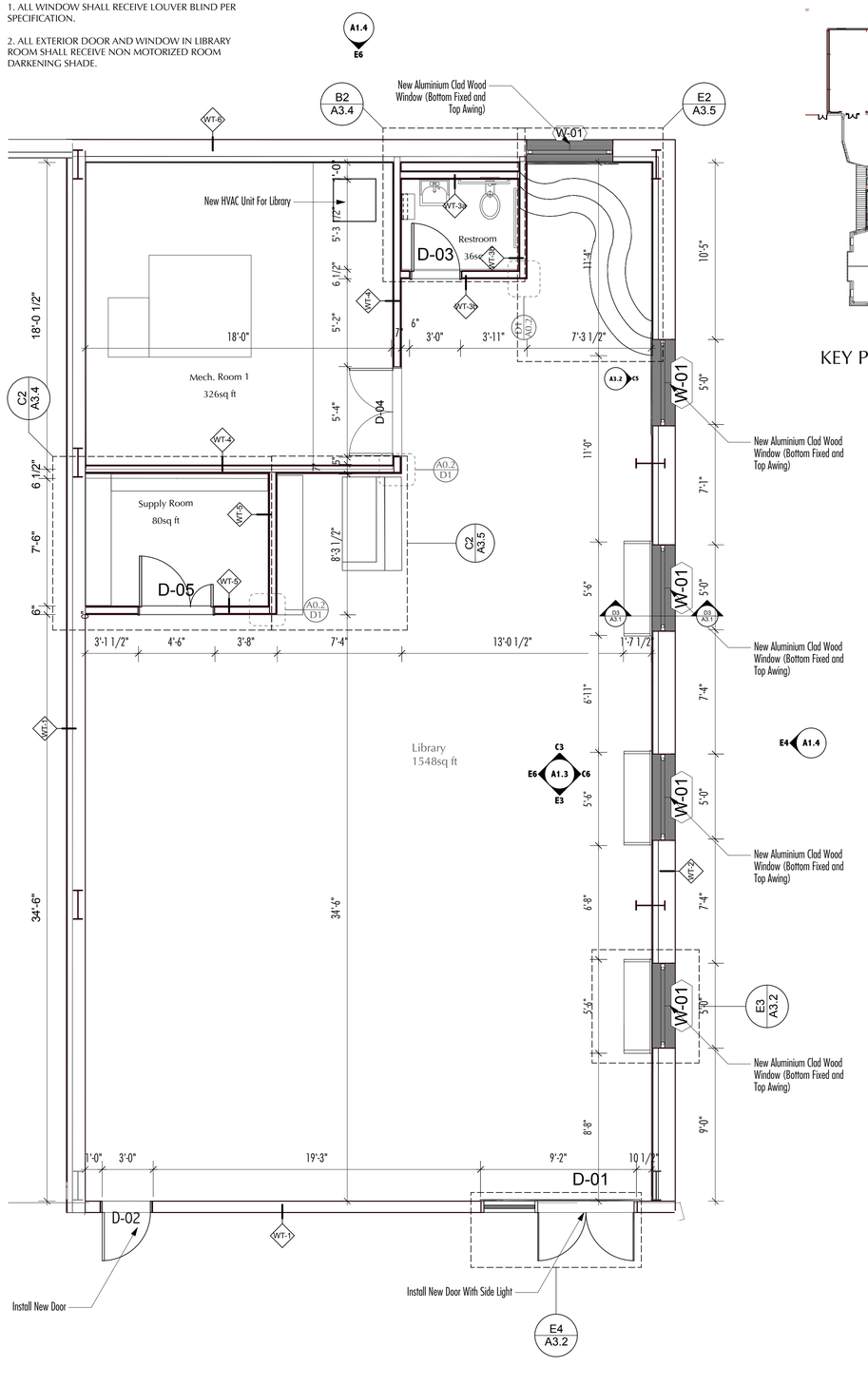

LIBRARY CONSTRUCTION FLOOR PLAN
SCALE: 1/4" = 1'-0"

E6

RM SOVICH ARCHITECTURE

ARCHITECT:
RM Sovich Architecture
1 Village Square, Suite 175, Baltimore, MD 21210
410 327 7971
office@rmsarchitecture.com

MEP Engineer:
KBD Engineering
Phone: 410-592-9003
Fax: 410-592-8858
Cell: 443-386-3729
Email: drew@kbdengineering.com

INTERIOR RENOVATIONS FOR THE WALDORF SCHOOL OF BALTIMORE

4801 TAMARIND ROAD,
BALTIMORE, MD 21209

No.	Date	Appr	Revision Notes
1	–		
2	–		
3	–		

BIDDING DOCUMENT - 10/19/2026

No.	Date	Issue Notes

PRINT DATE, TIME & FILE NAME.
10/26/26
4:58:06 PM
25018_260930 WSB CD-Backup-20261021114844.vwx

ARCHITECT 6171-A RANDY MICHAEL SOVICH STATE OF MARYLAND

I CERTIFY THAT THESE DOCUMENTS WERE PREPARED OR APPROVED BY ME, AND THAT I AM A DULY LICENSED ARCHITECT UNDER THE LAWS OF THE STATE OF MARYLAND.
LICENSE NO: 6171-A
EXPIRATION DATE: 9-18-2026

PROJECT # 25018

LIBRARY

A1.1

NOTE:
DO NOT SCALE DRAWINGS. CONTRACTORS SHALL VERIFY ALL DIMENSIONS BEFORE INSTALLATION.

© COPYRIGHT 2024 RM SOVICH ARCHITECTURE, INC. ALL RIGHTS RESERVED

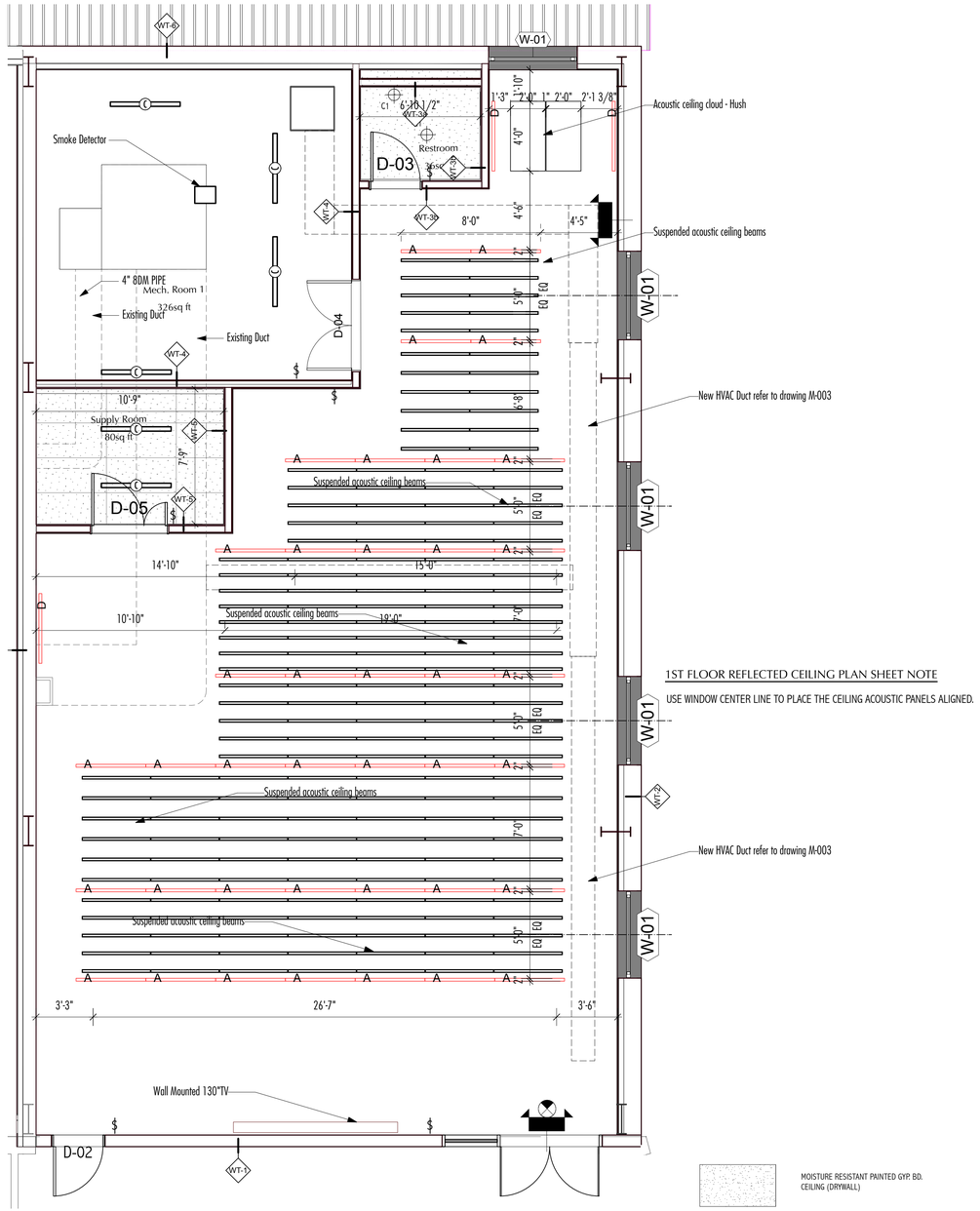

1ST FLOOR REFLECTED CEILING PLAN SHEET NOTE

USE WINDOW CENTER LINE TO PLACE THE CEILING ACOUSTIC PANELS ALIGNED.

GENERAL NOTES:

1. OBSOLETE ELECTRIC POWER LINE SHALL BE TERMINATED AT THE SOURCE PANEL.
2. UNLESS NOTED OTHERWISE ALL PAINTED GYP. BD AND ACT CEILING HEIGHT SHALL BE AT 7'6" A.F.F.

MOISTURE RESISTANT PAINTED GYP. BD. CEILING (DRYWALL)

TRUGroove Micro Suspended Lighting

TYPE-C1 Lightolier 4" Modulyte

DIRECT ONLY ASYMMETRIC WALL MOUNTED LIGHT FIXTURE

TYPE-C Daybrite FluxSpace Wall Mounted Or Suspended With Kit

AV(LIGHTING) CONTROLS/ SWITCH

EXIT SIGN

EMERGENCY LIGHT

LIBRARY REFLECTED CEILING PLAN
SCALE: 1/4" = 1'-0"

E3

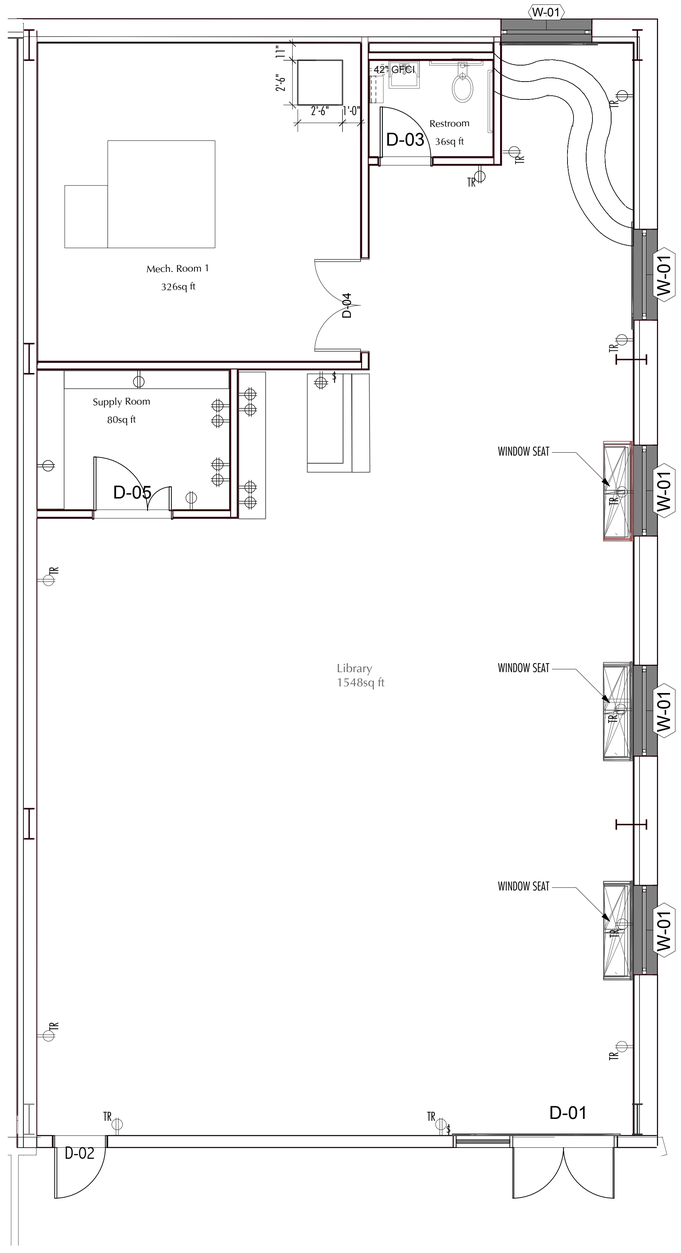

ELECTRICAL LEGEND

DUPLEX RECEPTACLE AT AT 18" AFF.

GFCI DUPLEX RECEPTACLE AT AT 42" AFF.

QUADRUPLEX RECEPTACLE AT AT 18" AFF.

DIRECT CURRENT QUADRUPLEX RECEPTACLE AT AT 18" AFF.

TAMPER RESISTANT RECEPTACLE

LIBRARY TELEPHONE AND RECEPTACLE PLAN
SCALE: 1/4" = 1'-0"

E6

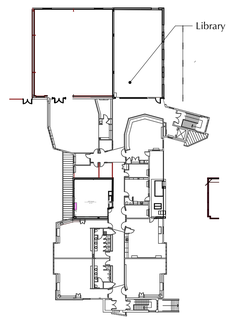

KEY PLAN

RM SOVICH ARCHITECTURE

ARCHITECT:
RM Sovich Architecture
1 Village Square, Suite 175, Baltimore, MD 21210
410 327 7971
office@rmsarchitecture.com

MEP Engineer:
KBD Engineering
Phone: 410-592-9003
Fax: 410-592-8858
Cell: 443-386-3729
Email: drew@kbdengineering.com

INTERIOR RENOVATIONS FOR THE WALDORF SCHOOL OF BALTIMORE

4801 TAMARIND ROAD,
BALTIMORE, MD 21209

No.	Date	Appr	Revision Notes
1	–		
2	–		
3	–		

BIDDING DOCUMENT - 10/19/2026

No.	Date	Issue Notes

PRINT DATE, TIME & FILE NAME.
10/26/26
4:58:08 PM
25018_260930 WSB CD-Backup-20261021114844.vwx

ARCHITECT G171-A RANDY MICHAEL SOVICH STATE OF MARYLAND

I CERTIFY THAT THESE DOCUMENTS WERE PREPARED OR APPROVED BY ME, AND THAT I AM A DULY LICENSED ARCHITECT UNDER THE LAWS OF THE STATE OF MARYLAND.
LICENSE NO: G171-A
EXPIRATION DATE: 9-18-2026

PROJECT # 25018

Library RCP, Telephone and Receptacle Plan

A1.2

NOTE:
DO NOT SCALE DRAWINGS. CONTRACTORS SHALL VERIFY ALL DIMENSIONS BEFORE INSTALLATION.

© COPYRIGHT 2024 RM SOVICH ARCHITECTURE, INC. ALL RIGHTS RESERVED

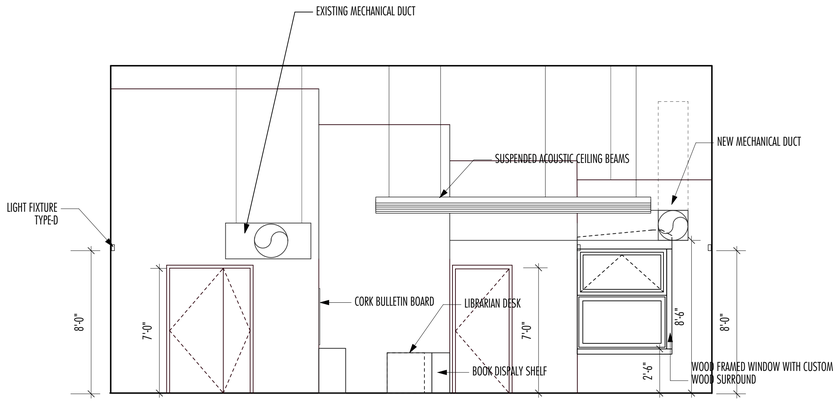

Northwest Elevation
SCALE - 1/4"=1'0"

C3

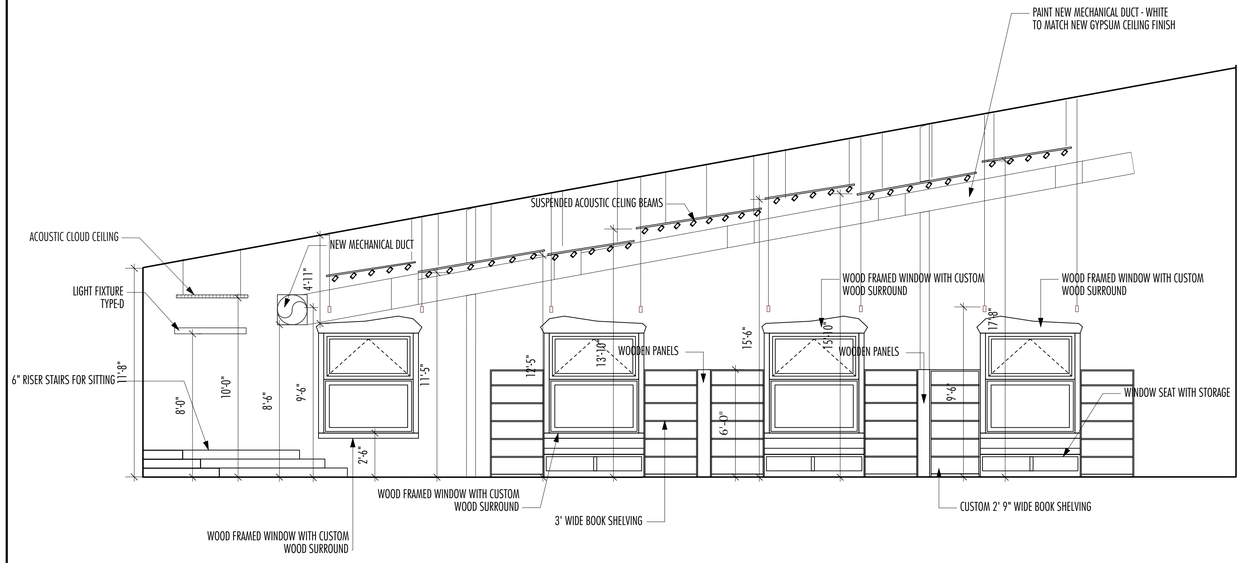

Northeast Elevation
SCALE - 1/4"=1'0"

C6

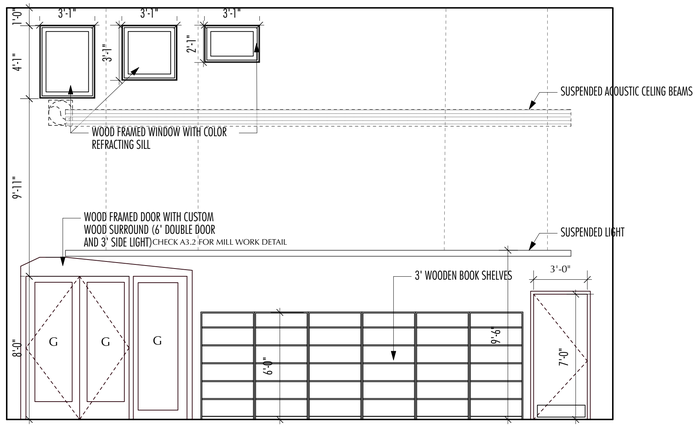

Southeast Elevation
SCALE - 1/4"=1'0"

E3

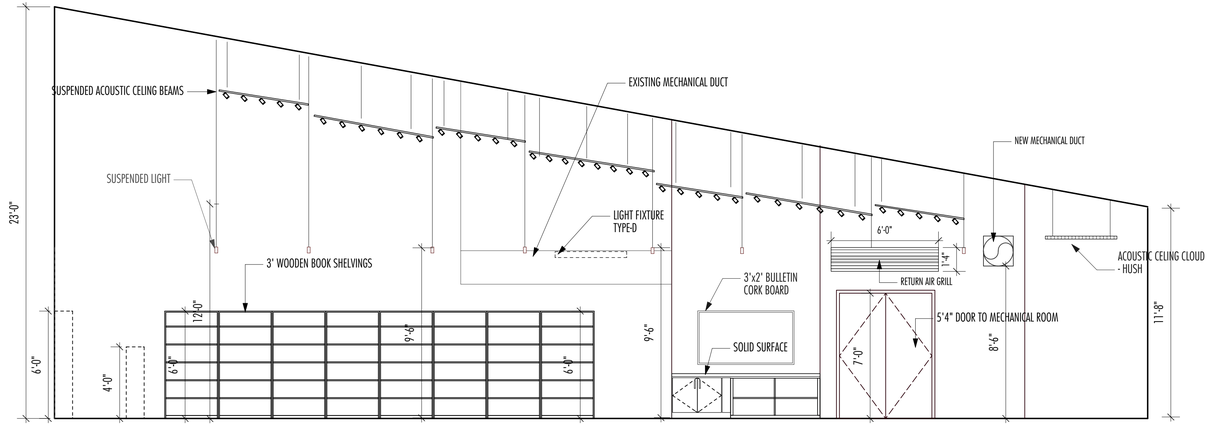

Note - Solid surface- Type A: Avonite (See Spesification)

Southwest Elevation
SCALE - 1/4"=1'0"

E6

RM SOVICH ARCHITECTURE

ARCHITECT:
RM Sovich Architecture
1 Village Square, Suite 175, Baltimore, MD 21210
410 327 7971
office@rmsovarchitecture.com

MEP Engineer:
KBD Engineering
Phone: 410-592-9003
Fax: 410-592-8858
Cell: 443-386-3729
Email: drew@kbdengineering.com

INTERIOR RENOVATIONS FOR THE WALDORF SCHOOL OF BALTIMORE

4801 TAMARIND ROAD,
BALTIMORE, MD 21209

No.	Date	Appr	Revision Notes
1	–		
2	–		
3	–		

BIDDING DOCUMENT - 10/19/2026

No.	Date	Issue Notes

PRINT DATE, TIME & FILE NAME.
10/26/26
4:58:10 PM
25018_260930 WSB CD-Backup-20261021114844.vwx

ARCHITECT 617114 RANDY MICHAEL SOVICH STATE OF MARYLAND

I CERTIFY THAT THESE DOCUMENTS WERE PREPARED OR APPROVED BY ME, AND THAT I AM A DULY LICENSED ARCHITECT UNDER THE LAWS OF THE STATE OF MARYLAND.
LICENSE NO: 617114
EXPIRATION DATE: 9-18-2026

PROJECT # 25018

Library Interior Elevations

A1.3

NOTE:
DO NOT SCALE DRAWINGS. CONTRACTORS SHALL VERIFY ALL DIMENSIONS BEFORE INSTALLATION.

© COPYRIGHT 2024 RM SOVICH ARCHITECTURE, INC. ALL RIGHTS RESERVED

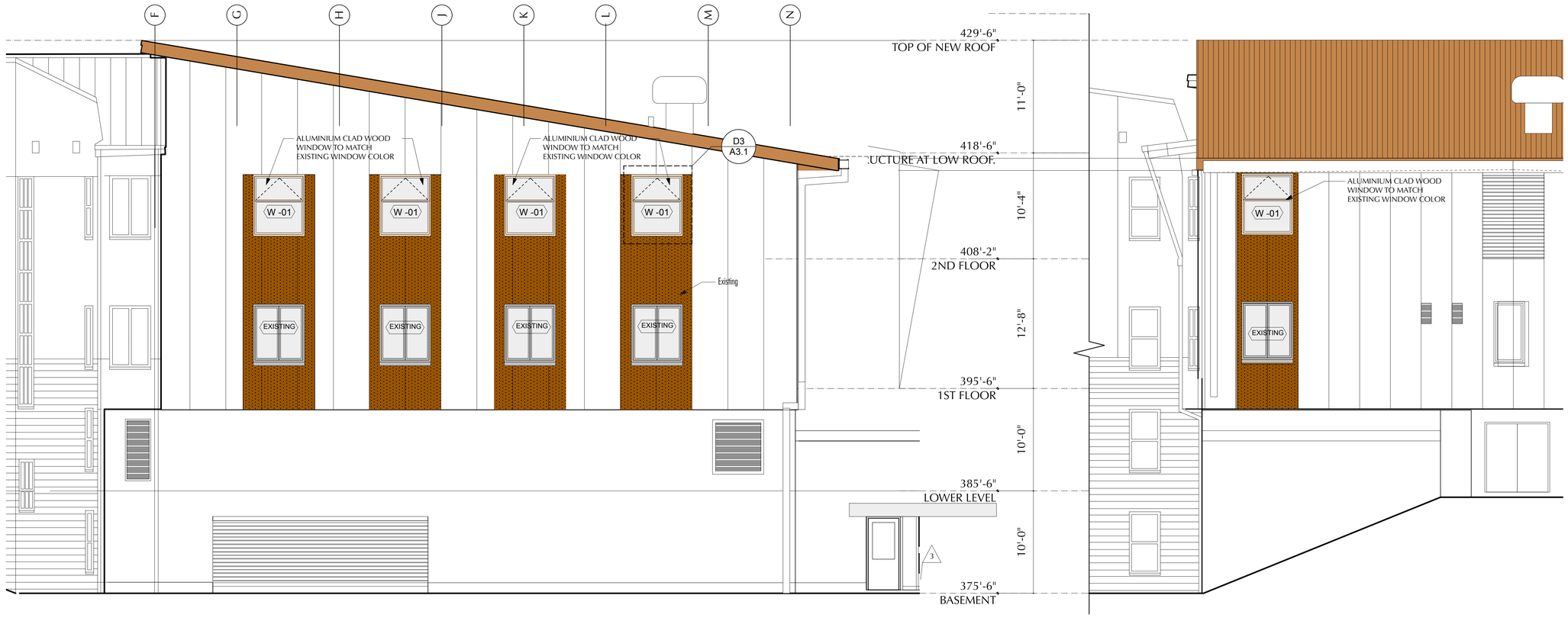

SOUTHEAST ELEVATION
SCALE: 3/16"=1'-0"

E4

NORTHEAST ELEVATION
SCALE: 3/16"=1'-0"

E6

RM SOVICH ARCHITECTURE

ARCHITECT:
RM Sovich Architecture
1 Village Square, Suite 175, Baltimore, MD 21210
410 327 7971
office@rmsarchitecture.com

MEP Engineer:
KBD Engineering
Phone: 410-592-9003
Fax: 410-592-8858
Cell: 443-386-3729
Email: drew@kbdengineering.com

INTERIOR RENOVATIONS FOR THE WALDORF SCHOOL OF BALTIMORE

4801 TAMARIND ROAD,
BALTIMORE, MD 21209

No.	Date	Appr	Revision Notes
1	–		
2	–		
3	–		

BIDDING DOCUMENT - 10/19/2026

No.	Date	Issue Notes

PRINT DATE, TIME & FILE NAME.
10/26/26
4:58:12 PM
25018_260930 WSB CD-Backup-20261021114844.vwx

ARCHITECT 6,171-A RAND MICHAEL SOVICH STATE OF MARYLAND

I CERTIFY THAT THESE DOCUMENTS WERE PREPARED OR APPROVED BY ME, AND THAT I AM A DULY LICENSED ARCHITECT UNDER THE LAWS OF THE STATE OF MARYLAND.
LICENSE NO: 6171-A
EXPIRATION DATE: 9-18-2026

PROJECT # 25018

Exterior Elevations and Section

A1.4

NOTE:
DO NOT SCALE DRAWINGS. CONTRACTORS SHALL VERIFY ALL DIMENSIONS BEFORE INSTALLATION.

© COPYRIGHT 2024 RM SOVICH ARCHITECTURE, INC. ALL RIGHTS RESERVED

Furniture Count		
Chair	Wooden Chair	44
	Teacher's chair	2 or 3
Table	3'x4' regular	6
	3'x4' lab	2
	3'x6' lab	2
Shelf	3'x1'x4'	30
	3'x1'x6'	20
	2'11"x1'x6'	2
	3'x1'x5'	6
Standard and Brackets		
	Standards 6'	13
	Brackets	65
	Shelfs - 9' 2 1/2"	5
	Shelfs - 7' 8 1/2"	10

A1.5-1 LIBRARY FURNITURE AND MILLWORK MATERIAL		
TABLES	WOOD - Kensington Maple	
CHAIRS	WOOD (Legs)- Kensington Maple	WOOD (Seat)- Ebony Recon
SHELVES	WOOD - Kensington Maple	
WINDOW SEAT	WOOD - Kensington Maple	
TEACHERS DESK	Maple veneer	
TEACHERS CABINET	WOOD -NATURAL BRICH WD-1 Honey	Counter Top - AVONITE, Alaskan Stone 4312 SkyGlass-8465 Counter Top - CORIAN ABALONE COTTAGE LANE NIMBUS PRIMA
STORAGE - STANDARD AND BRACKETS	Metal standards and Brackets	

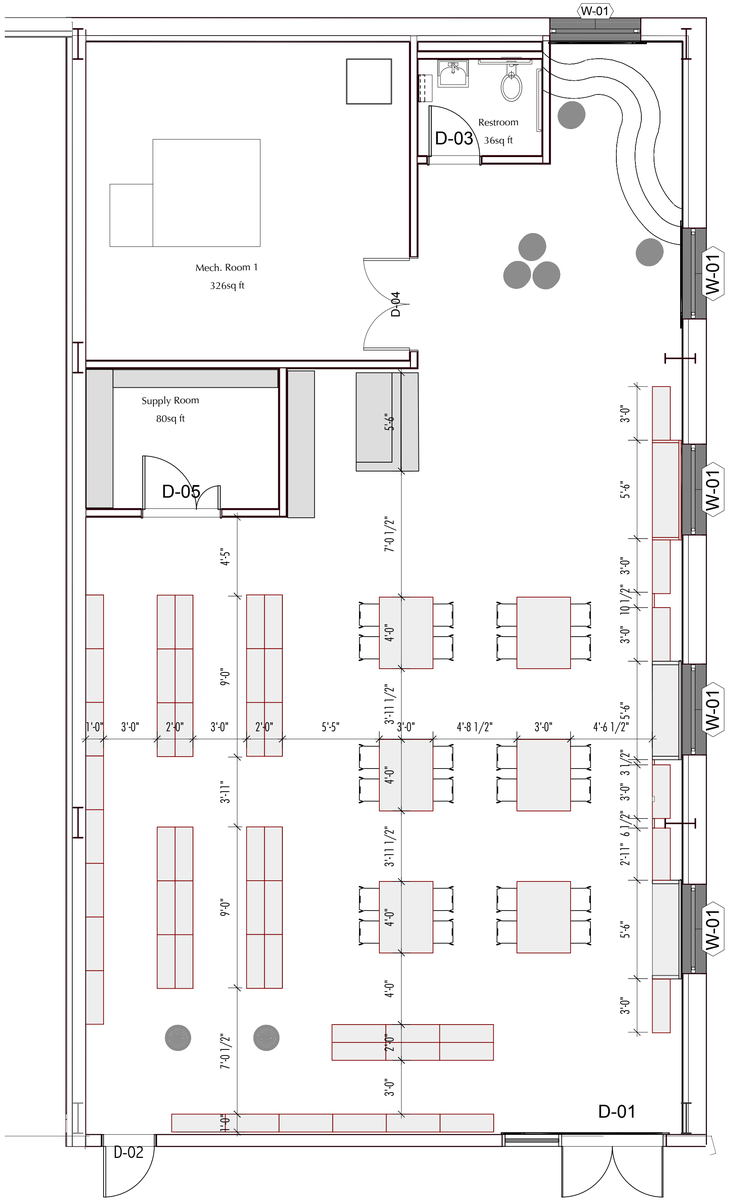

LIBRARY FURNITURE LAYOUT
SCALE: 1/4" = 1'-0"

E3

A1.5-2 LIBRARY			
	TOTAL AREA	Occupancy Factor(standard) TOTAL AREA/X)	OCCUPANCY
LIBRARY	2025		
READING	1035 SQFT	50	21
STACK	500 SQFT	100	5
UTILITY	490 SQFT	300	2

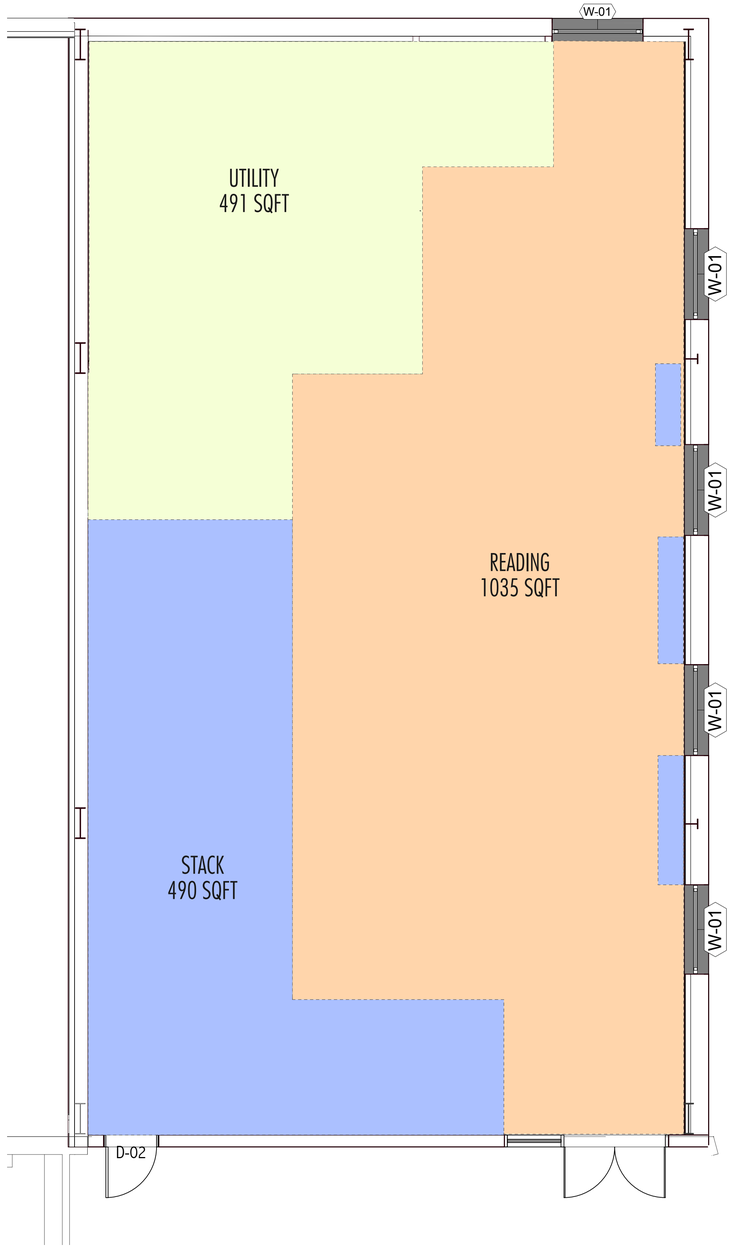

LIBRARY USABLE AREA ZONNING
SCALE: 1/4" = 1'-0"

E6

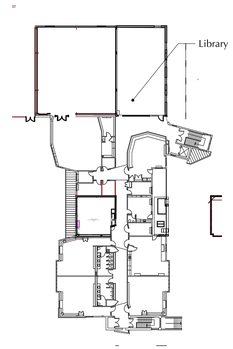

KEY PLAN

RM SOVICH ARCHITECTURE

ARCHITECT:
RM Sovich Architecture
1 Village Square, Suite 175, Baltimore, MD 21210
410 327 7971
office@rmsarchitecture.com

MEP Engineer:
KBD Engineering
Phone: 410-592-9003
Fax: 410-592-8858
Cell: 443-386-3729
Email: drew@kbdengineering.com

INTERIOR RENOVATIONS FOR THE WALDORF SCHOOL OF BALTIMORE

4801 TAMARIND ROAD,
BALTIMORE, MD 21209

No.	Date	Appr	Revision Notes
1	–		
2	–		
3	–		

BIDDING DOCUMENT - 10/19/2026

No.	Date	Issue Notes

PRINT DATE, TIME & FILE NAME.
10/26/26
4:58:14 PM
25018_260930 WSB CD-Backup-20261021114844.vwx

ARCHITECT 6171-A RANDY MICHAEL SOVICH STATE OF MARYLAND

I CERTIFY THAT THESE DOCUMENTS WERE PREPARED OR APPROVED BY ME, AND THAT I AM A DULY LICENSED ARCHITECT UNDER THE LAWS OF THE STATE OF MARYLAND.
LICENSE NO: 6171-A
EXPIRATION DATE: 9-18-2026

PROJECT # 25018

LIBRARY Furniture and Room Usage

A1.5

NOTE:
DO NOT SCALE DRAWINGS. CONTRACTORS SHALL VERIFY ALL DIMENSIONS BEFORE INSTALLATION.
© COPYRIGHT 2024 RM SOVICH ARCHITECTURE, INC. ALL RIGHTS RESERVED

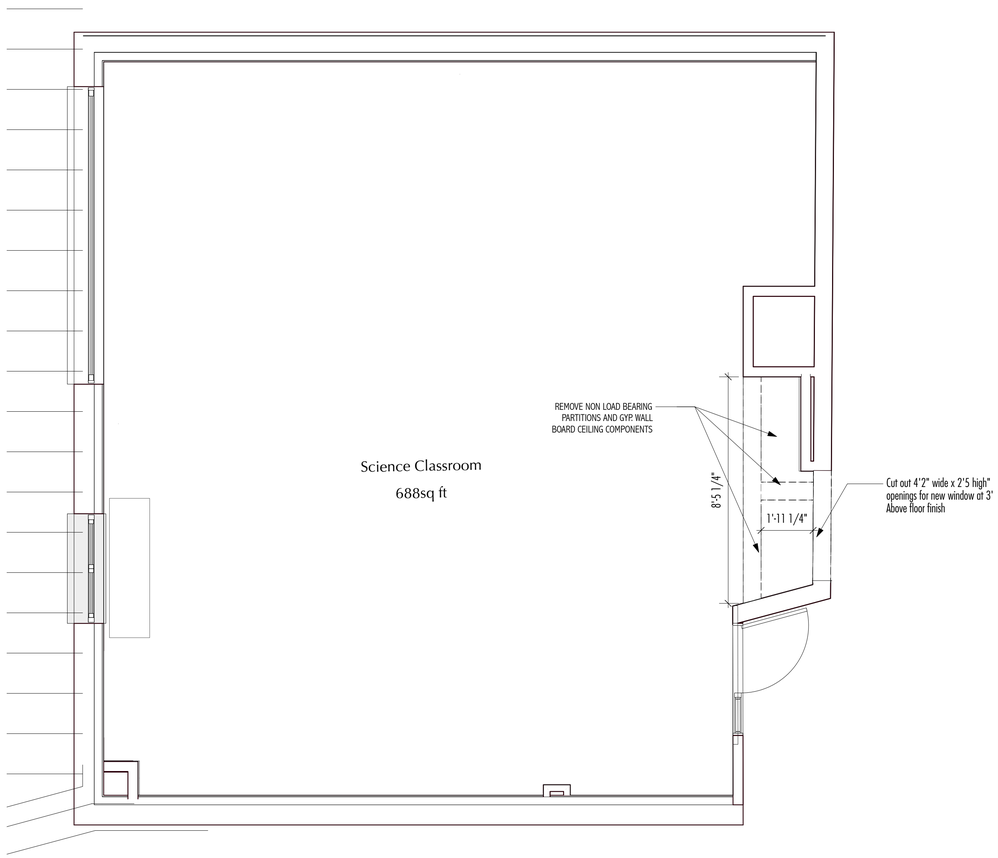

SCIENCE CLASSROOM DEMOLITION PLAN
SCALE: 3/8" = 1'-0"

E3

GENERAL NOTE:

1. ALL WINDOW SHALL RECEIVE LOUVER BLIND PER SPECIFICATION. INCLUDING INTERIOR WINDOW IN THE SCIENCE CLASS ROOM.

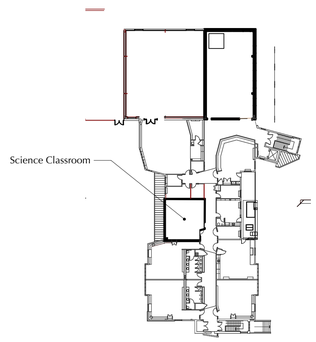

KEY PLAN

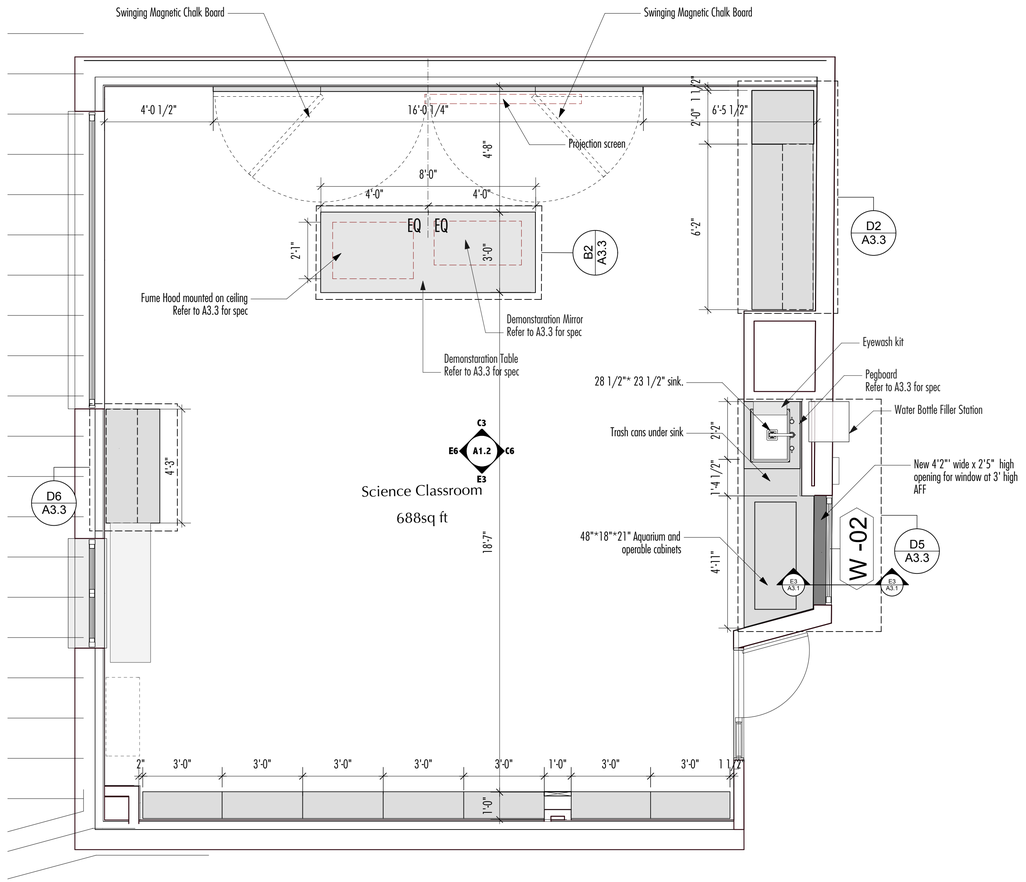

SCIENCE CLASSROOM CONSTRUCTION FLOOR PLAN
SCALE: 3/8" = 1'-0"

E6

RM SOVICH ARCHITECTURE

ARCHITECT:
RM Sovich Architecture
1 Village Square, Suite 175, Baltimore, MD 21210
410 327 7971
office@rmsarchitecture.com

MEP Engineer:
KBD Engineering
Phone: 410-592-9003
Fax: 410-592-8858
Cell: 443-386-3729
Email: drew@kbdengineering.com

INTERIOR RENOVATIONS FOR THE WALDORF SCHOOL OF BALTIMORE

4801 TAMARIND ROAD,
BALTIMORE, MD 21209

No.	Date	Appr	Revision Notes
1	–		
2	–		
3	–		

BIDDING DOCUMENT - 10/19/2026

No.	Date	Issue Notes

PRINT DATE, TIME & FILE NAME.
10/26/26
4:58:16 PM
25018_260930 WSB CD-Backup-20261021114844.vwx

ARCHITECT 6171-A RANDY MICHAEL SOVICH STATE OF MARYLAND

I CERTIFY THAT THESE DOCUMENTS WERE PREPARED OR APPROVED BY ME, AND THAT I AM A DULY LICENSED ARCHITECT UNDER THE LAWS OF THE STATE OF MARYLAND.
LICENSE NO: 6171-A
EXPIRATION DATE: 9-18-2026

PROJECT # 25018

Science Classroom

A2.1

NOTE:
DO NOT SCALE DRAWINGS. CONTRACTORS SHALL VERIFY ALL DIMENSIONS BEFORE INSTALLATION.

© COPYRIGHT 2024 RM SOVICH ARCHITECTURE, INC. ALL RIGHTS RESERVED

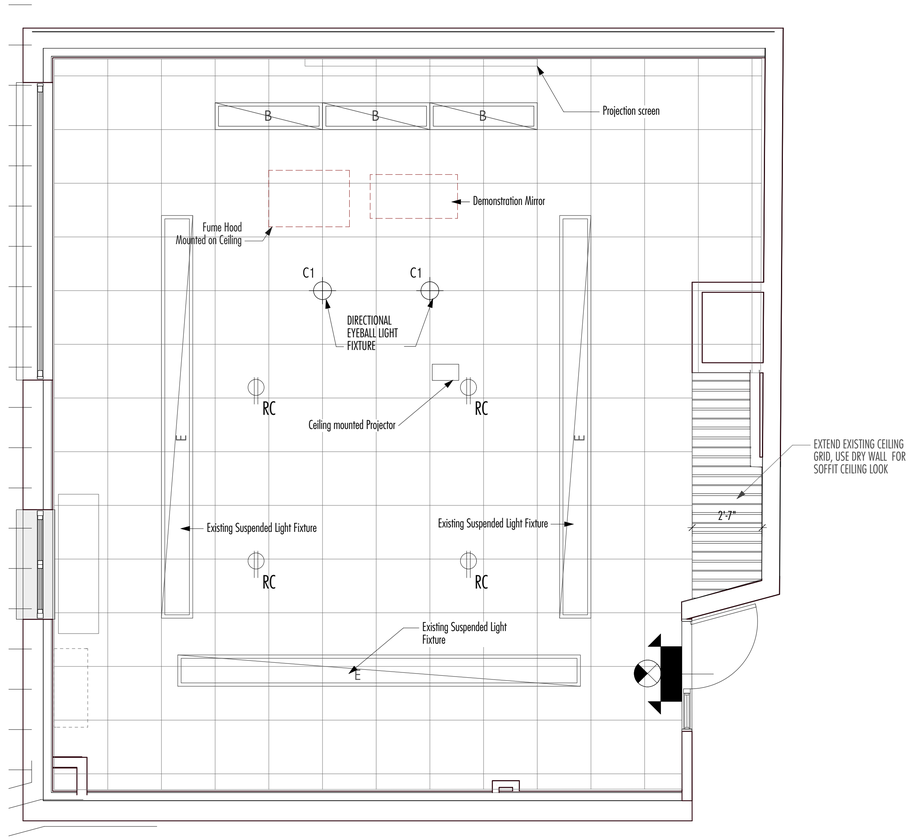



SCIENCE CLASSROOM REFLECTED CEILING PLAN
SCALE: 3/8" = 1'-0"

E3

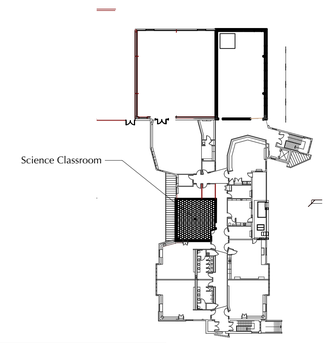

PLAN

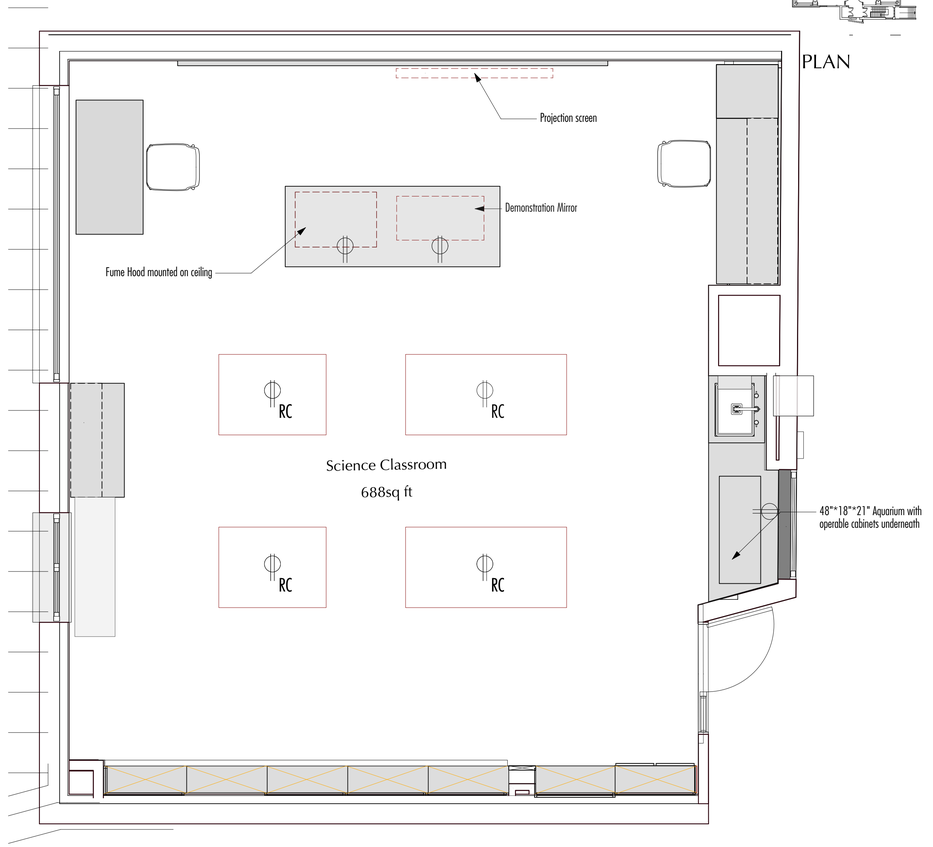

ELECTRICAL LEGEND

	DUPLEX RECEPTACLE AT AT 18" AFF.
42" GFCI	GFCI DUPLEX RECEPTACLE AT AT 42" AFF.
	CEILING MOUNTED RECEPTACLE

SCIENCE CLASSROOM TELEPHONE AND RECEPTACLE PLAN
SCALE: 3/8" = 1'-0"

E6

RM SOVICH ARCHITECTURE

ARCHITECT:
RM Sovich Architecture
1 Village Square, Suite 175, Baltimore, MD 21210
410 327 7971
office@rmsovarchitecture.com

MEP Engineer:
KBD Engineering
Phone: 410-592-9003
Fax: 410-592-8858
Cell: 443-386-3729
Email: drew@kbdengineering.com

INTERIOR RENOVATIONS FOR THE WALDORF SCHOOL OF BALTIMORE

4801 TAMARIND ROAD,
BALTIMORE, MD 21209

No.	Date	Appr	Revision Notes
1	–		
2	–		
3	–		

BIDDING DOCUMENT - 10/19/2026

No.	Date	Issue Notes

PRINT DATE, TIME & FILE NAME.
10/26/26
4:58:18 PM
25018_260930 WSB CD-Backup-20261021114844.vwx

ARCHITECT 6171-A RANDY MICHAEL SOVICH STATE OF MARYLAND

I CERTIFY THAT THESE DOCUMENTS WERE PREPARED OR APPROVED BY ME, AND THAT I AM A DULY LICENSED ARCHITECT UNDER THE LAWS OF THE STATE OF MARYLAND.
LICENSE NO: 6171-A
EXPIRATION DATE: 9-18-2026

PROJECT # 25018

Science Classroom RCP, Telephone and Receptacle Plan

A2.2

NOTE:
DO NOT SCALE DRAWINGS. CONTRACTORS SHALL VERIFY ALL DIMENSIONS BEFORE INSTALLATION.

© COPYRIGHT 2024 RM SOVICH ARCHITECTURE, INC. ALL RIGHTS RESERVED

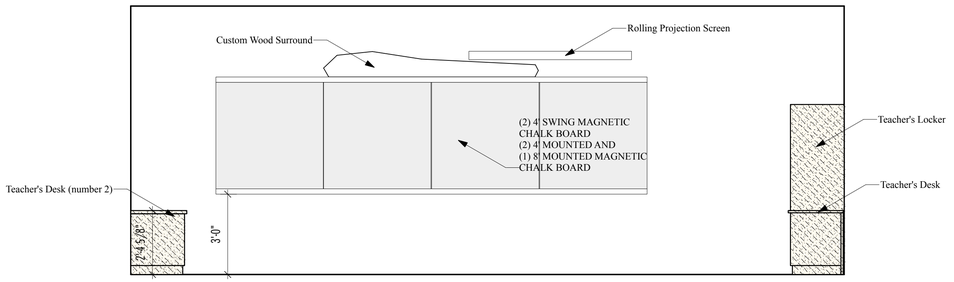

Note - Cabinetary in this drawing, except second teacher's desk, are Millwork
Check Darwing A3.3,
- Cabinets below classroom sink to be lockable

Southeast Elevation
SCALE - 3/8"=1'0"

C3

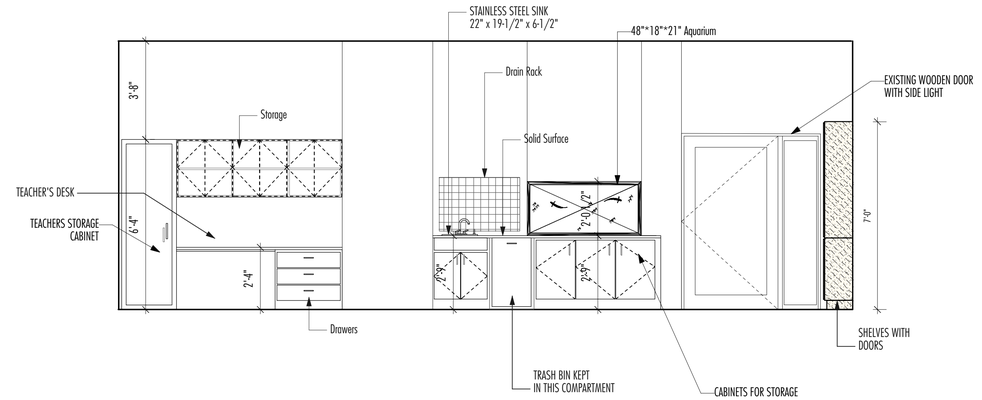

Note - All Items of cabinetary in this drawing are Millwork
Check Darwing A3.3
- Cabinets below classroom sink to be lockable
- Solid surface- Type B: Avonite (See Spesification)

Southwest Elevation
SCALE - 3/8"=1'0"

C6

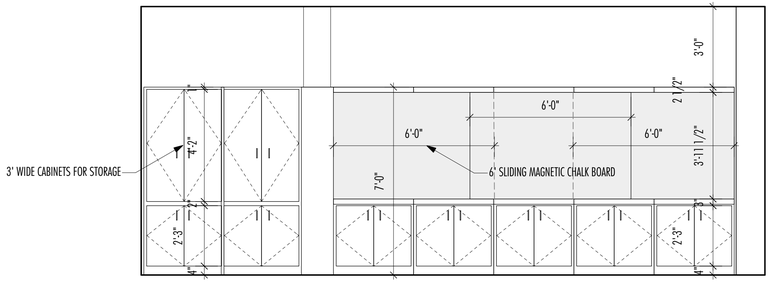

Note - All Items of cabinetary in this drawing are Millwork
Check Darwing A3.3
- All cabinets in this drawing to be lockable

Northwest Elevation
SCALE - 3/8"=1'0"

E3

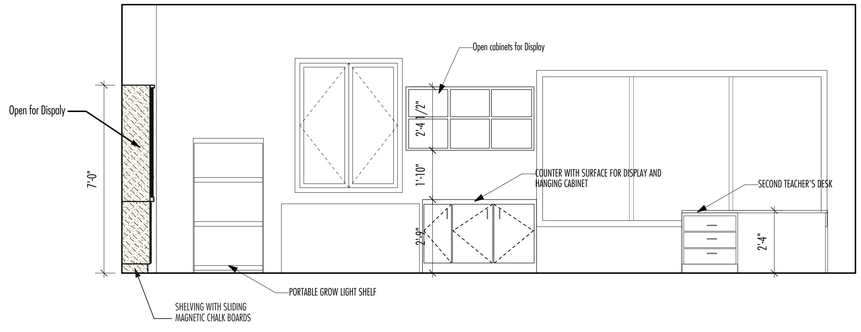

Note - All Items of cabinetary in this drawing are Millwork
Check Darwing A3.3
- All cabinets in the drawing to be lockable, except top dispaly shelfs between windows
- Grow light is FF+E

Northeast Elevation
SCALE - 3/8"=1'0"

E6

RM SOVICH ARCHITECTURE

ARCHITECT:
RM Sovich Architecture
1 Village Square, Suite 175, Baltimore, MD 21210
410 327 7971
office@rmsovarchitecture.com

MEP Engineer:
KBD Engineering
Phone: 410-592-9003
Fax: 410-592-8858
Cell: 443-386-3729
Email: drew@kbdengineering.com

INTERIOR RENOVATIONS FOR THE WALDORF SCHOOL OF BALTIMORE
4801 TAMARIND ROAD,
BALTIMORE, MD 21209

No.	Date	Appr	Revision Notes
1	–		
2	–		
3	–		

BIDDING DOCUMENT - 10/19/2026

No.	Date	Issue Notes

PRINT DATE, TIME & FILE NAME.
10/26/26
4:58:19 PM
25018_260930 WSB CD-Backup-20261021114844.vwx

ARCHITECT 617171 A
RANDY MICHAEL SOVICH
STATE OF MARYLAND

I CERTIFY THAT THESE DOCUMENTS WERE PREPARED OR APPROVED BY ME, AND THAT I AM A DULY LICENSED ARCHITECT UNDER THE LAWS OF THE STATE OF MARYLAND.
LICENSE NO: 617 A
EXPIRATION DATE: 9-18-2026

PROJECT # 25018

Science Classroom Interior Elevations

A2.3

NOTE:
DO NOT SCALE DRAWINGS. CONTRACTORS SHALL VERIFY ALL DIMENSIONS BEFORE INSTALLATION.

© COPYRIGHT 2024 RM SOVICH ARCHITECTURE, INC. ALL RIGHTS RESERVED

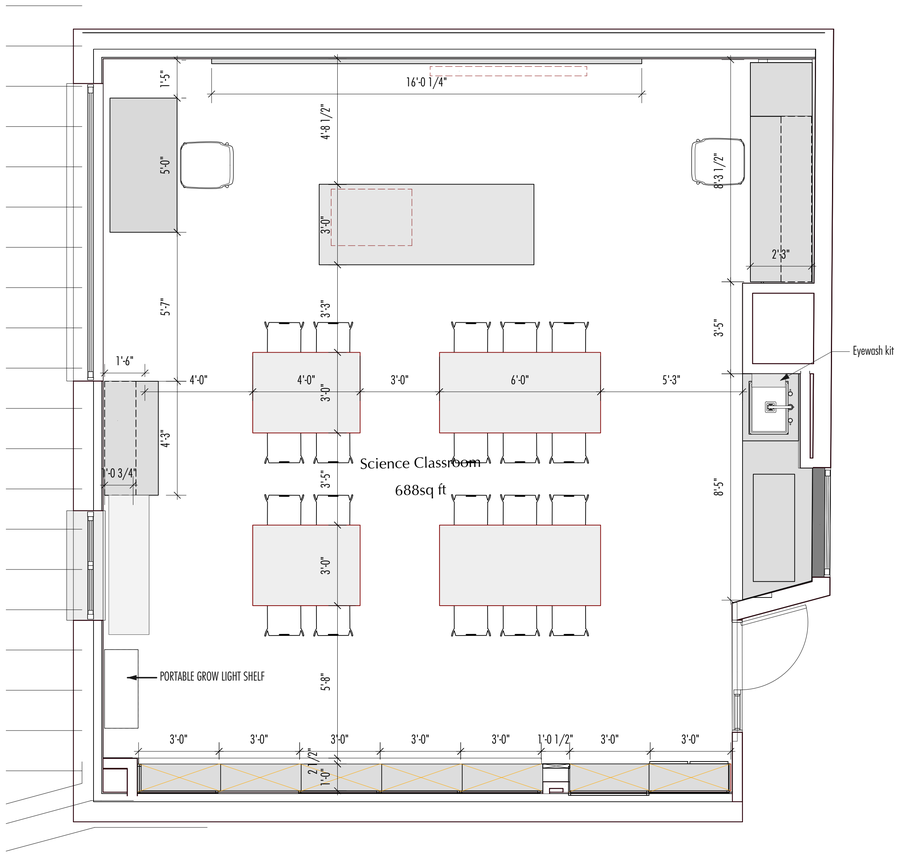

SCIENCE CLASSROOM FURNITURE LAYOUT PLAN
SCALE - 3/8"=1'0"

E3

E6

RM SOVICH ARCHITECTURE

ARCHITECT:
RM Sovich Architecture
1 Village Square, Suite 175, Baltimore, MD 21210
410 327 7971
office@rmsovarchitecture.com

MEP Engineer:
KBD Engineering
Phone: 410-592-9003
Fax: 410-592-8858
Cell: 443-386-3729
Email: drew@kbdengineering.com

INTERIOR RENOVATIONS FOR THE WALDORF SCHOOL OF BALTIMORE

4801 TAMARIND ROAD,
BALTIMORE, MD 21209

No.	Date	Appr	Revision Notes
1	–		
2	–		
3	–		

BIDDING DOCUMENT - 10/19/2026

No.	Date	Issue Notes

PRINT DATE, TIME & FILE NAME.
10/26/26
4:58:20 PM
25018_260930 WSB CD Backup 20261021114844.vwx

ARCHITECT 6171 A
RANDY MICHAEL SOVICH
STATE OF MARYLAND

I CERTIFY THAT THESE DOCUMENTS WERE PREPARED OR APPROVED BY ME, AND THAT I AM A DULY LICENSED ARCHITECT UNDER THE LAWS OF THE STATE OF MARYLAND.
LICENSE NO: 6171-A
EXPIRATION DATE: 9-18-2026

PROJECT # 25018

Science Classroom Furniture Plan

A2.4

NOTE:
DO NOT SCALE DRAWINGS. CONTRACTORS SHALL VERIFY ALL DIMENSIONS BEFORE INSTALLATION.

© COPYRIGHT 2024 RM SOVICH ARCHITECTURE, INC. ALL RIGHTS RESERVED

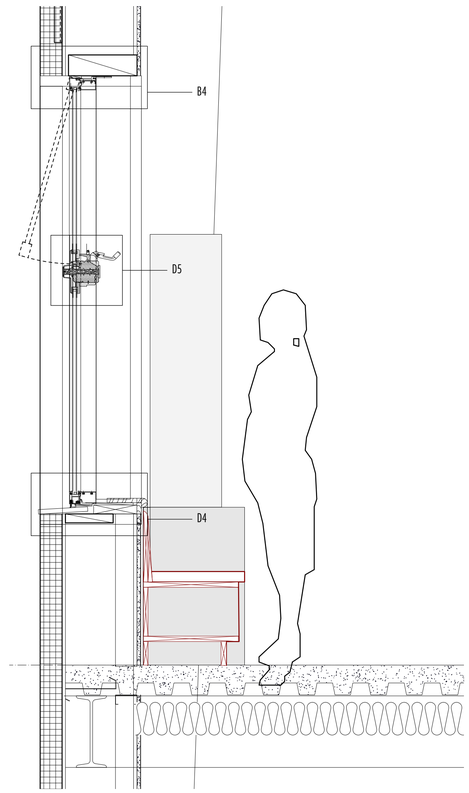

LIBRARY WINDOW SECTION
SCALE 1"=1'-0" | D3

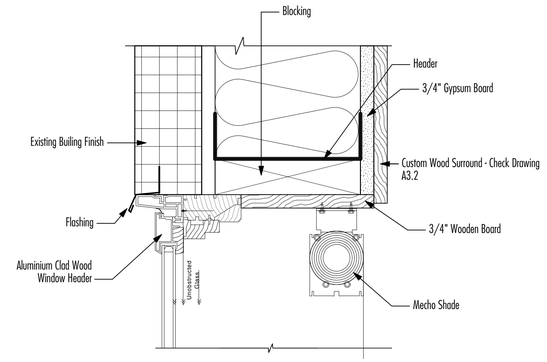

Note - Sealant on Top/Sill + Both Sides of Window

WINDOW DETAIL - HEAD OPERATING
SCALE 3"=1' | B4

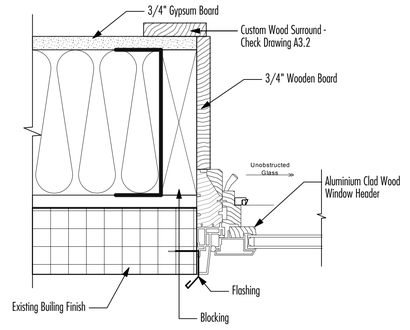

Note - Sealant on Top/Sill + Both Sides of Window

WINDOW DETAIL-JAMB OPERATING
SCALE 3"=1' | B5

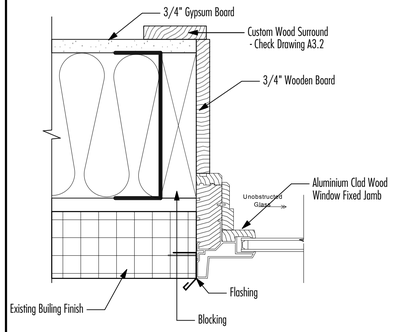

Note - Sealant on Top/Sill + Both Sides of Window

WINDOW DETAIL - JAMB FIXED
SCALE 3"=1' | B6

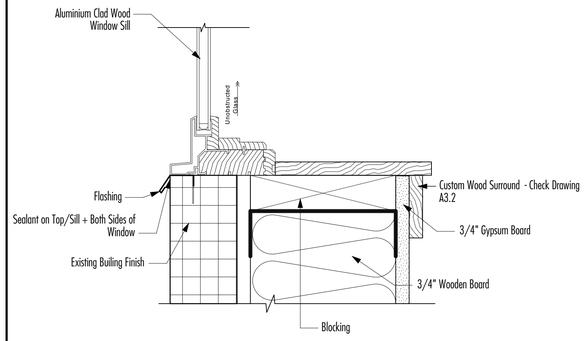

WINDOW DETAIL - SILL STATIONARY
SCALE 3"=1' | D4

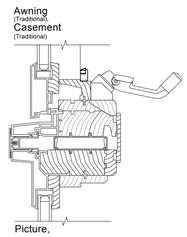

WND DETAIL - HORIZONTAL JOIN
SCALE 3"=1' | D5

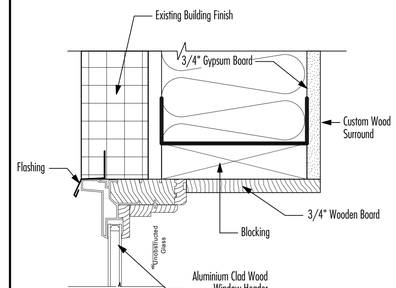

Note - Sealant on Top/Sill + Both Sides of Window

WINDOW DETAIL - HEADER FIXED
SCALE 3"=1' | D6

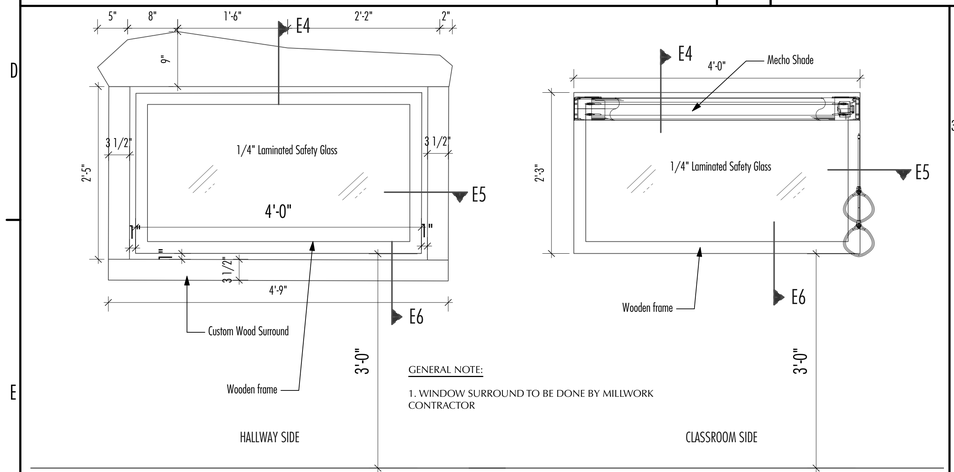

SCIENCE CLASSROOM WINDOW - ELEVATION
SCALE 1-1/2"=1'-0" | E3

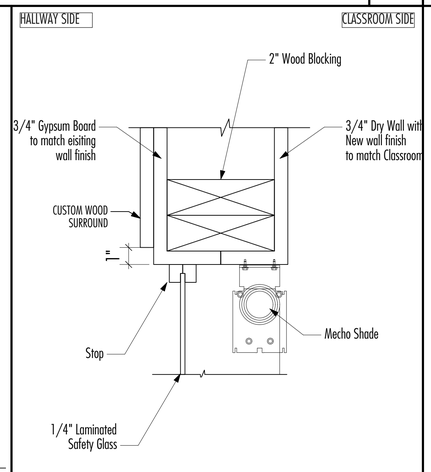

WINDOW DETAIL - HEAD
SCALE 3"=1' | E4

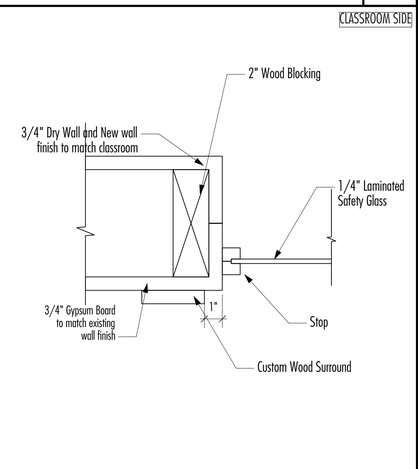

WINDOW DETAIL - JAMB FIXED
SCALE 3"=1' | E5

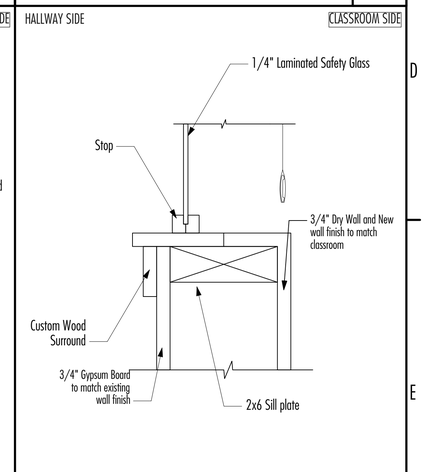

WINDOW DETAIL - SILL
SCALE 3"=1' | E6

RM SOVICH ARCHITECTURE

ARCHITECT:
RM Sovich Architecture
1 Village Square, Suite 175, Baltimore, MD 21210
410 327 7971
office@rmsarchitecture.com

MEP Engineer:
KBD Engineering
Phone: 410-592-9003
Fax: 410-592-8858
Cell: 443-386-3729
Email: drew@kbdengineering.com

INTERIOR RENOVATIONS FOR THE WALDORF SCHOOL OF BALTIMORE

4801 TAMARIND ROAD,
BALTIMORE, MD 21209

No.	Date	Appr	Revision Notes
1	–		
2	–		
3	–		

BIDDING DOCUMENT - 10/19/2026

No.	Date	Issue Notes

PRINT DATE, TIME & FILE NAME.
10/26/26
4:58:24 PM
25018_260930 WSB CD-Backup-20261021114844.vwx

ARCHITECT 6171-A
RANDY MICHAEL SOVICH
STATE OF MARYLAND

I CERTIFY THAT THESE DOCUMENTS WERE PREPARED OR APPROVED BY ME, AND THAT I AM A DULY LICENSED ARCHITECT UNDER THE LAWS OF THE STATE OF MARYLAND.
LICENSE NO. 6171-A
EXPIRATION DATE: 9-18-2026

PROJECT # 25018

Details

A3.1

NOTE:
DO NOT SCALE DRAWINGS. CONTRACTORS SHALL VERIFY ALL DIMENSIONS BEFORE INSTALLATION.
© COPYRIGHT 2024 RM SOVICH ARCHITECTURE, INC. ALL RIGHTS RESERVED

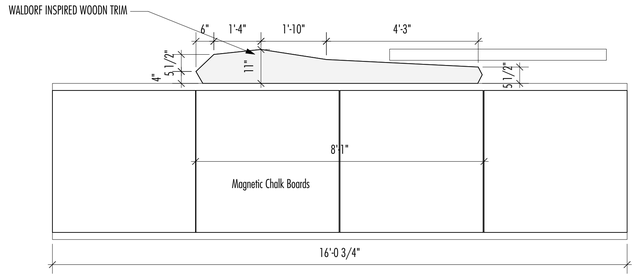

GENERAL NOTE:

1. WALDORF INSPIRED WOODEN TRIM ABOVE MAGNETIC CHALK BOARD TO BE DONE BY MILLWORK CONTRACTOR

CUSTOM TRIM AT SCIENCE CLASSROOM MAGNETIC CHALK BOARD | B3

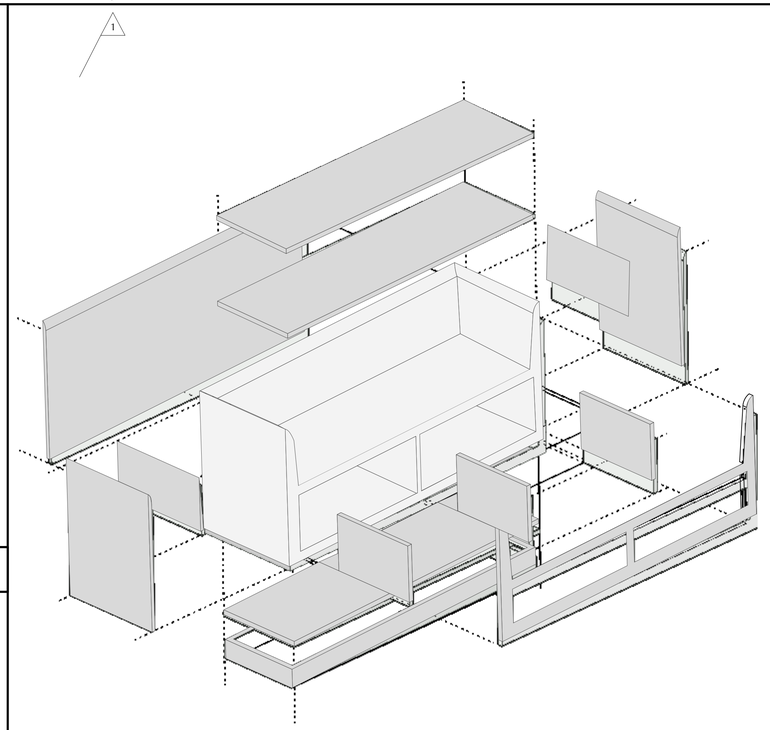

EXPLODED - WINDOW SEAT WOOD WORK | C4

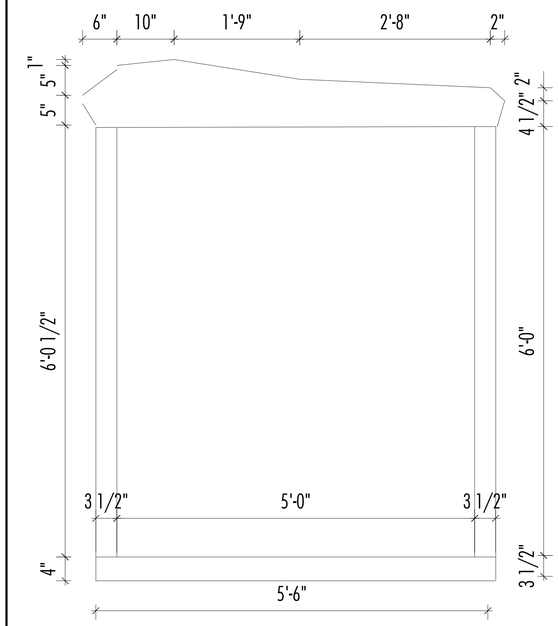

GENERAL NOTE:

1. WALDORF INSPIRED WOODEN TRIM ABOVE MAGNETIC CHALK BOARD TO BE DONE BY MILLWORK CONTRACTOR

WALDORF INSPIRED WINDOW TRIM FOR LIBRARY
SCALE 1"=1' | C5

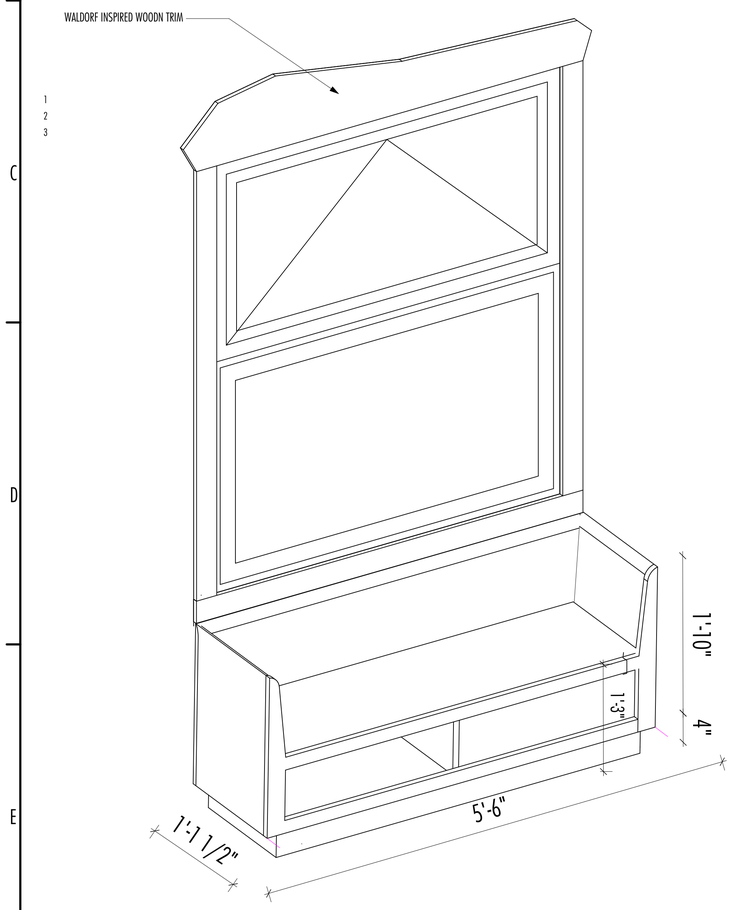

WINDOW SEAT WOOD WORK
SCALE 1=10 | E3

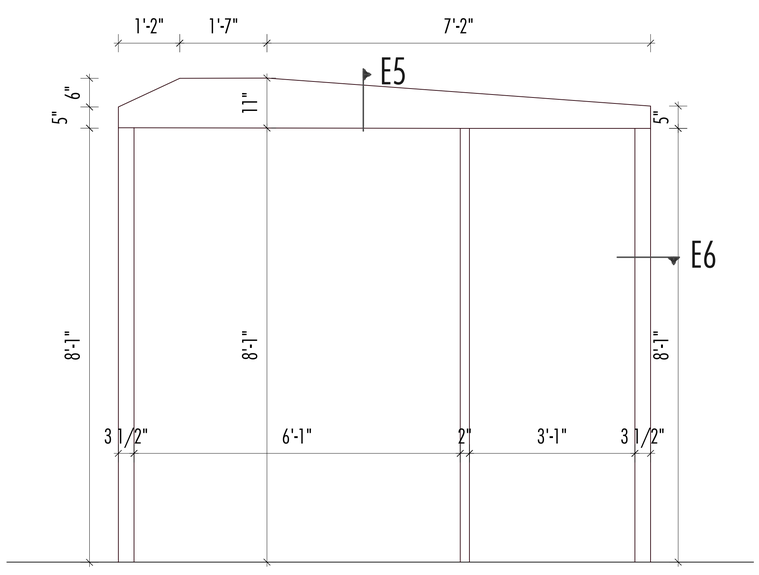

GENERAL NOTE:

1. WALDORF INSPIRED WOODEN TRIM ABOVE MAGNETIC CHALK BOARD TO BE DONE BY MILLWORK CONTRACTOR

WOODEN DOOR SURROUND - LIBRARY
SCALE 3/4"=1' | E4

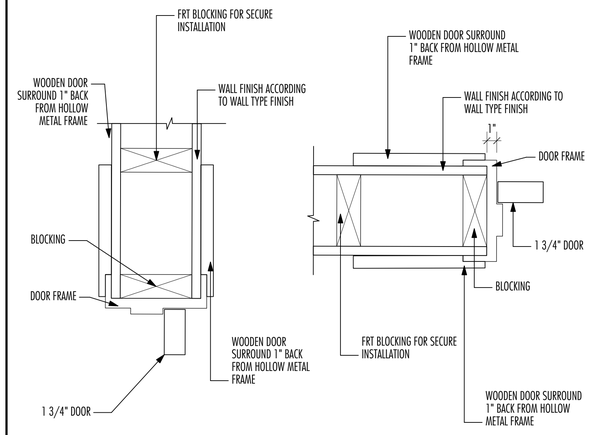

WNDW SEAT WDWORK
SCALE 2"=1' | E5

WNDW SEAT WOODWORK
SCALE 2"=1' | E6

RM SOVICH ARCHITECTURE

ARCHITECT:
RM Sovich Architecture
1 Village Square, Suite 175, Baltimore, MD 21210
410 327 7971
office@rmsarchitecture.com

MEP Engineer:
KBD Engineering
Phone: 410-592-9003
Fax: 410-592-8858
Cell: 443-386-3729
Email: drew@kbdengineering.com

INTERIOR RENOVATIONS FOR THE WALDORF SCHOOL OF BALTIMORE
4801 TAMARIND ROAD,
BALTIMORE, MD 21209

No.	Date	Appr	Revision Notes
1	–		
2	–		
3	–		

BIDDING DOCUMENT - 10/19/2026

No.	Date	Issue Notes

PRINT DATE, TIME & FILE NAME.
10/26/26
4:58:26 PM
25018_260930 WSB CD-Backup-20261021114844.vwx

ARCHITECT 6171-A
RANDY MICHAEL SOVICH
STATE OF MARYLAND

I CERTIFY THAT THESE DOCUMENTS WERE PREPARED OR APPROVED BY ME, AND THAT I AM A DULY LICENSED ARCHITECT UNDER THE LAWS OF THE STATE OF MARYLAND.
LICENSE NO: 6171-A
EXPIRATION DATE: 9-18-2026

PROJECT # 25018

MillWork

A3.2

NOTE:
DO NOT SCALE DRAWINGS. CONTRACTORS SHALL VERIFY ALL DIMENSIONS BEFORE INSTALLATION.

© COPYRIGHT 2024 RM SOVICH ARCHITECTURE, INC. ALL RIGHTS RESERVED

GENERAL NOTE:

1. Add alternate for the Demonstration table 96"Wx 30"D x 36"H from Diversified Casework - Item #1116F
2. Pegboard 24"H x 36"W from Diversified Casework. - Item #100743
3. Demonstration Mirror 20 3/4"W x 27 3/4"L from Diversified Casework - Item #4001
4. Science Classroom tables 48"x 36"x30" and 60" x 36"x 30" Wooden leg Epoxy Rasin Tables from Diversified Casework.
5. Fume Hood 36"W x 30"D x 18"H from Cole-Parmer - Ducted Island Canopy Fume Hood 36"W
6. Refer to Spec for Chairs
7. Refer to Spec for Eyewash kit

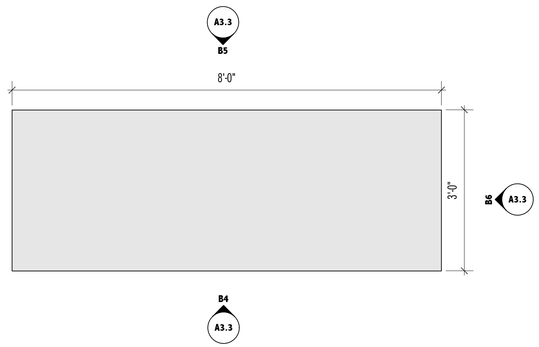

DEMONSTRATION TABLE
SCALE 3/4"=1'-0"
B2

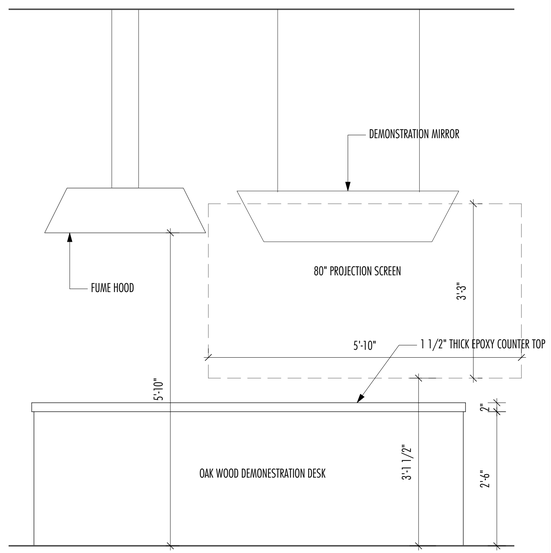

DEMONSTRATION TABLE- FRONT
SCALE 3/4"=1'-0"
B4

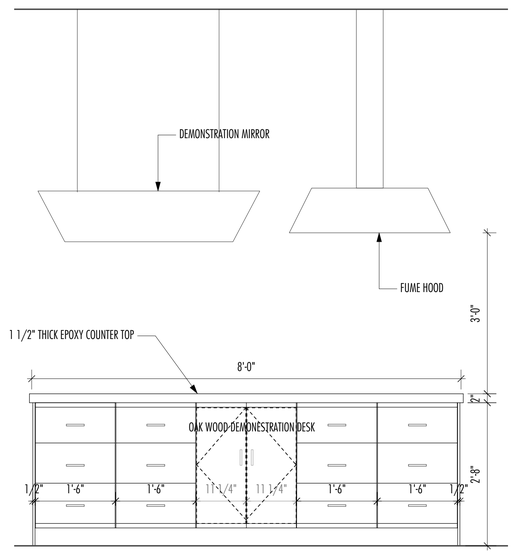

DEMONSTRATION TABLE - REAR
SCALE 3/4"=1'-0"
B5

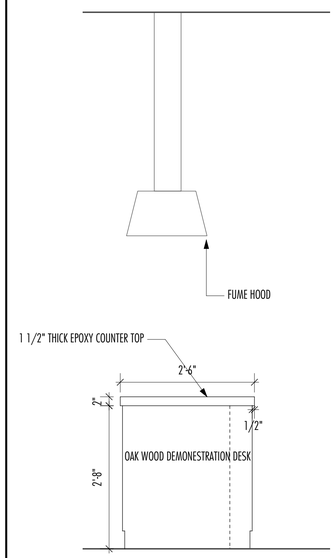

DEMONSTRATION TABLE- SIDE
SCALE 3/4"=1'-0"
B6

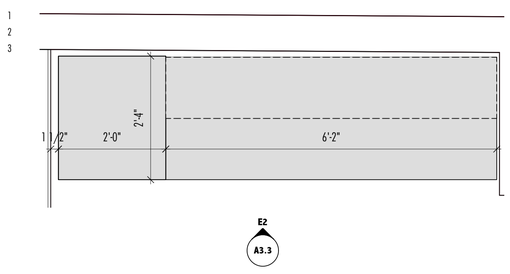

SCIENCE CLASSROOM TEACHERS DESK 1 AND LOCKER - PLAN
SCALE 1/2"=1'-0"
D2

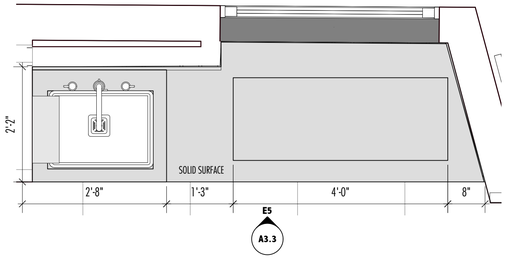

SCIENCE CLASSROOM SINK & AQUARIUM - PLAN
SCALE 1/2"=1'-0"
D5

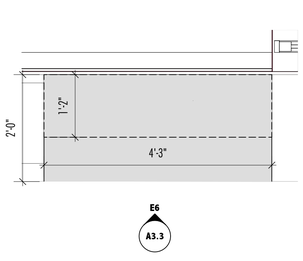

SCIENCE CLASS CABINET- PLAN
SCALE 3/4"=1'-0"
D6

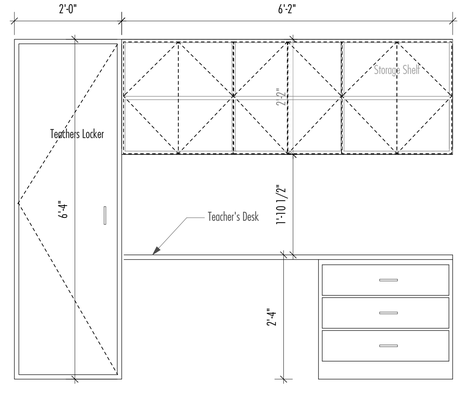

SCIENCE CLASSROOM TEACHERS DESK 1 AND LOCKER - PLAN
SCALE 1/2"=1'-0"
E2

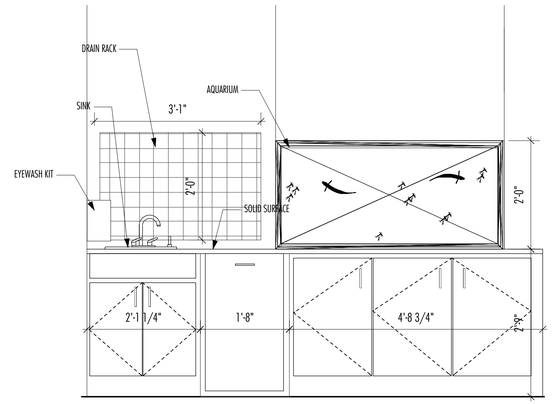

SCIENCE CLASSROOM SINK & AQUARIUM-ELEVATION
SCALE 1/2"=1'-0"
E5

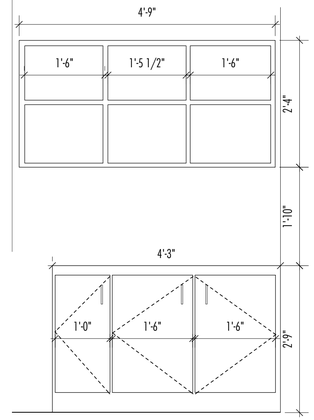

SCIENCE CLASS CABINET-ELEVATION
SCALE 3/4"=1'-0"
E6

ARCHITECT:
RM Sovich Architecture
1 Village Square, Suite 175, Baltimore, MD 21210
410 327 7971
office@rmsarchitecture.com

MEP Engineer:
KBD Engineering
Phone: 410-592-9003
Fax: 410-592-8858
Cell: 443-386-3729
Email: drew@kbdengineering.com

INTERIOR RENOVATIONS FOR THE WALDORF SCHOOL OF BALTIMORE

4801 TAMARIND ROAD,
BALTIMORE, MD 21209

No.	Date	Appr	Revision Notes
1	–		
2	–		
3	–		

BIDDING DOCUMENT - 10/19/2026

No.	Date	Issue Notes

PRINT DATE, TIME & FILE NAME.
10/26/26
4:58:28 PM
25018_260930 WSB CD-Backup-20261021114844.vwx

ARCHITECT 6171-A RANDY MICHAEL SOVICH STATE OF MARYLAND

I CERTIFY THAT THESE DOCUMENTS WERE PREPARED OR APPROVED BY ME, AND THAT I AM A DULY LICENSED ARCHITECT UNDER THE LAWS OF THE STATE OF MARYLAND.
LICENSE NO: 6171-A
EXPIRATION DATE: 9-18-2026

PROJECT # 25018

MillWork

A3.3

NOTE:
DO NOT SCALE DRAWINGS. CONTRACTORS SHALL VERIFY ALL DIMENSIONS BEFORE INSTALLATION.

© COPYRIGHT 2024 RM SOVICH ARCHITECTURE, INC. ALL RIGHTS RESERVED

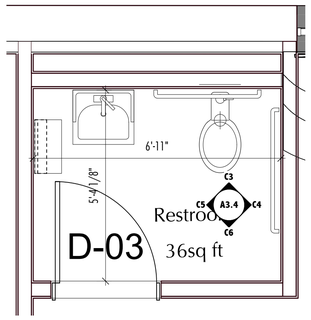

RESTROOM PLAN
SCALE 1/2"=1'-0" | B2

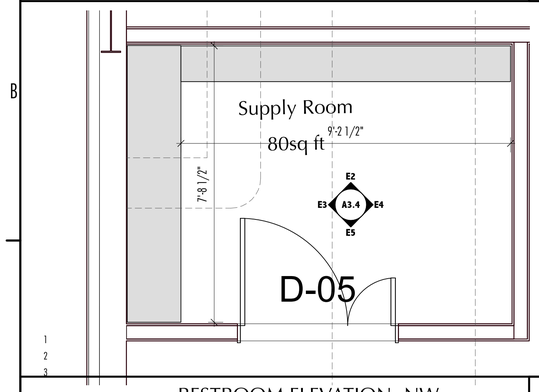

RESTROOM ELEVATION- NW
SCALE 1/2"=1'-0" | C2

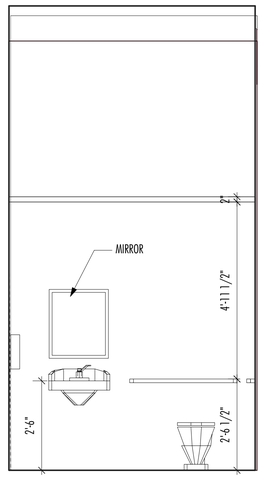

RESTROOM ELEVATION- NW
SCALE 1/2"=1'-0" | C3

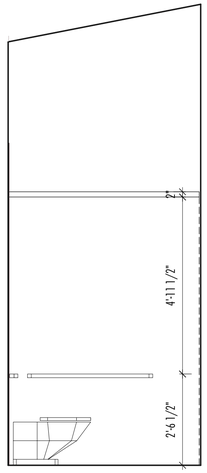

RESTROOM ELEVATION- NE
SCALE 1/2"=1'-0" | C4

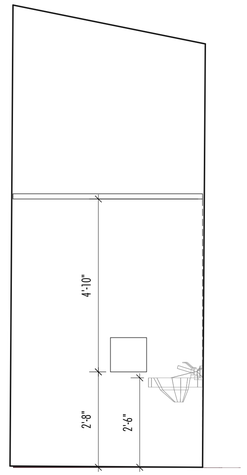

RESTROOM ELEVATION- SW
SCALE 1/2"=1'-0" | C5

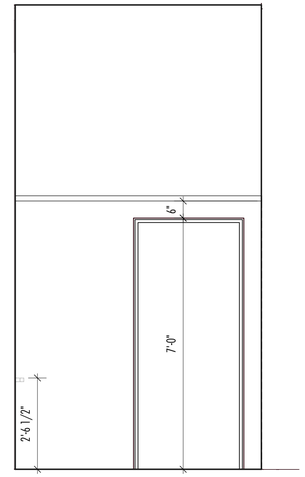

RESTROOM ELEVATION- SE
SCALE 1/2"=1'-0" | C6

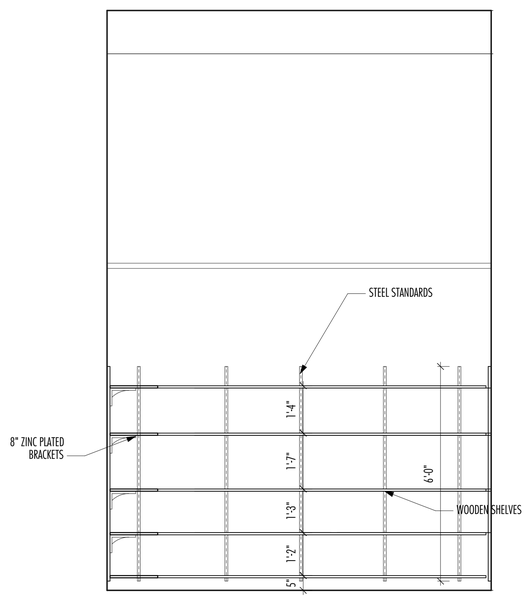

STORAGE ROOM SHELF ELEVATION - NW
SCALE 1/2"=1'-0" | E2

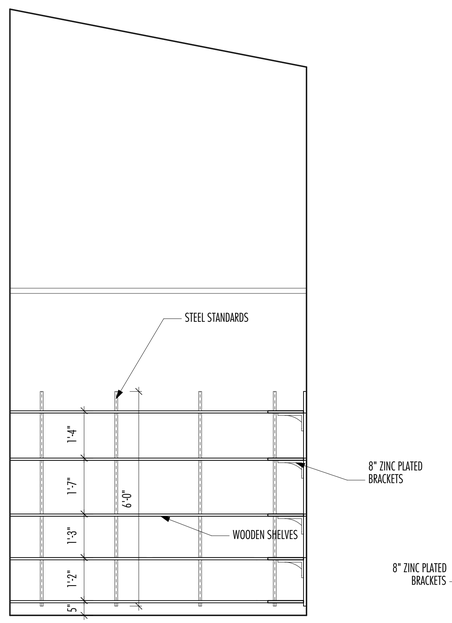

STORAGE ROOM SHELF ELEVATION - NE
SCALE 1/2"=1'-0" | E3

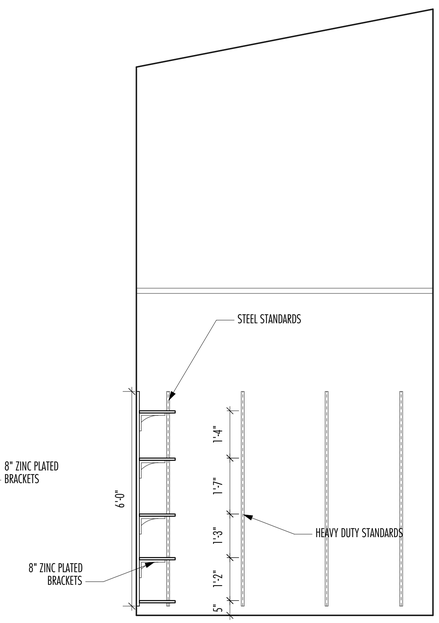

STORAGE ROOM SHELF ELEVATION - SW
SCALE 1/2"=1'-0" | E4

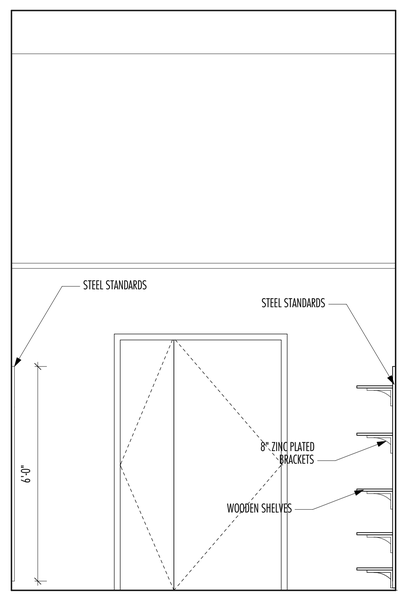

STORAGE ROOM SHELF ELEVATION - SE
SCALE 1/2"=1'-0" | E5

1 2 3 4 5 6

RM SOVICH ARCHITECTURE

ARCHITECT:
RM Sovich Architecture
1 Village Square, Suite 175, Baltimore, MD 21210
410 327 7971
office@rmsarchitecture.com

MEP Engineer:
KBD Engineering
Phone: 410-592-9003
Fax: 410-592-8858
Cell: 443-386-3729
Email: drew@kbdengineering.com

INTERIOR RENOVATIONS FOR THE WALDORF SCHOOL OF BALTIMORE
4801 TAMARIND ROAD,
BALTIMORE, MD 21209

No.	Date	Appr	Revision Notes
1	–		
2	–		
3	–		

BIDDING DOCUMENT - 10/19/2026

No.	Date	Issue Notes

PRINT DATE, TIME & FILE NAME.
10/26/26
4:58:30 PM
25018_260930 WSB CD-Backup-20261021114844.vwx

ARCHITECT 17171-A RANDY MICHAEL SOVICH STATE OF MARYLAND

I CERTIFY THAT THESE DOCUMENTS WERE PREPARED OR APPROVED BY ME, AND THAT I AM A DULY LICENSED ARCHITECT UNDER THE LAWS OF THE STATE OF MARYLAND.
LICENSE NO: 17171-A
EXPIRATION DATE: 9-18-2026

PROJECT # 25018

Enlarged detail plan

A3.4

NOTE:
DO NOT SCALE DRAWINGS. CONTRACTORS SHALL VERIFY ALL DIMENSIONS BEFORE INSTALLATION.

© COPYRIGHT 2024 RM SOVICH ARCHITECTURE, INC. ALL RIGHTS RESERVED

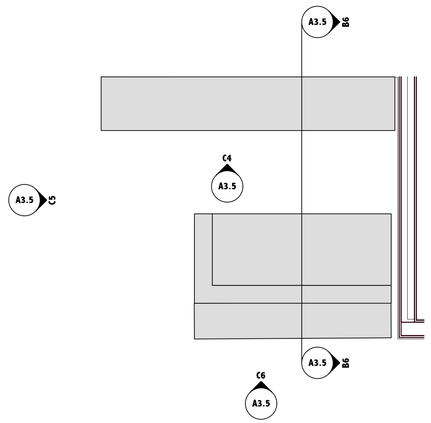

LIBRARIAN AREA - PLAN
SCALE 1/2"=1'-0"
C2

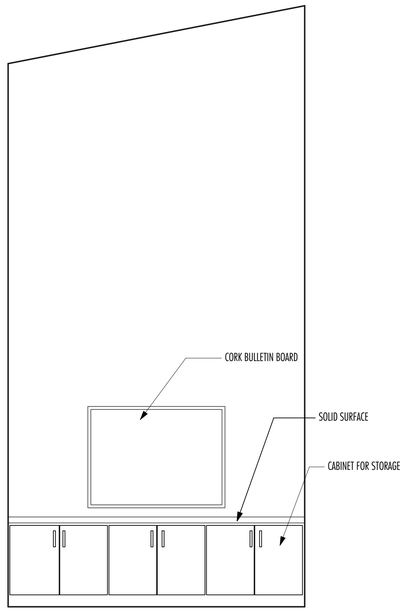

LIBRARIAN SHELF ELEVATION - FRONT
SCALE 1/2"=1'-0"
C4



LIBRARIAN SHELF ELEVATION - SIDE
SCALE 1/2"=1'-0"
C5

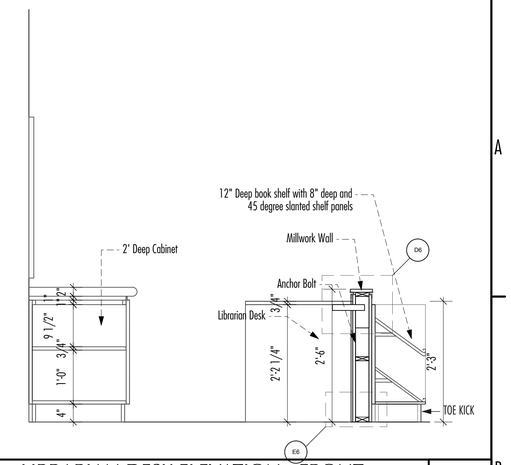

LIBRARIAN DESK ELEVATION - FRONT
SCALE 3/4"=1'-0"
B6

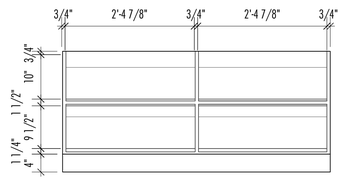

12" Deep book shelf with 45 degree slanted shelf panels

LIBRARIAN DESK ELEVATION - FRONT
SCALE 3/4"=1'-0"
C6

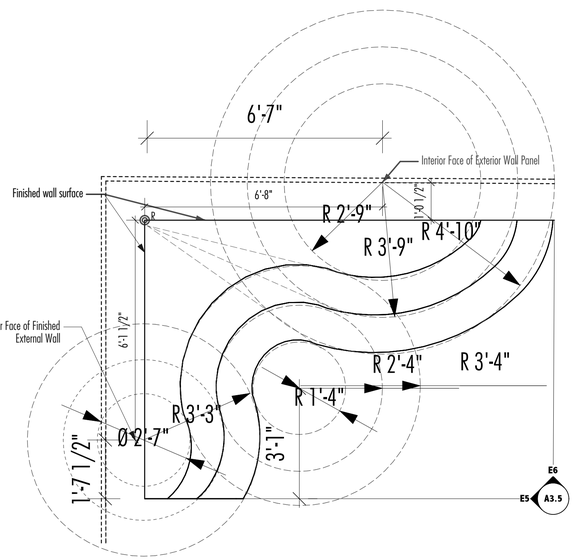

STAGE DETAIL
SCALE 1-1/2"=1'-0"
E2



12" Treads with 6" Riser Steps Used as Sitting Palce for Students.

STAGE ELEVATION - SOUTHWEST
SCALE 1"=1'-0"
D5

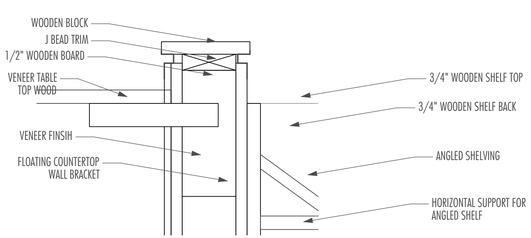

LIBRARIAN DESK DETAIL
SCALE 3"=1'-0"
D6

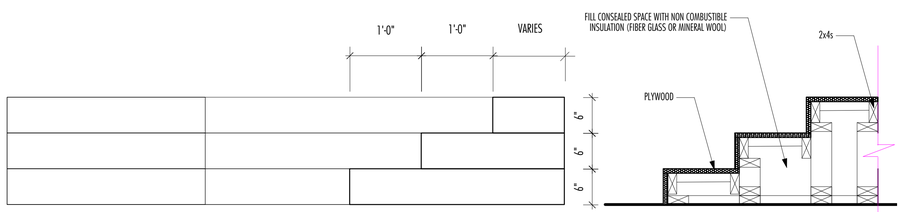

12" Treads with 6" Riser Steps Used as Sitting Palce for Students.

STAGE ELEVATION - NORTHWEST
SCALE 1"=1'-0"
E5

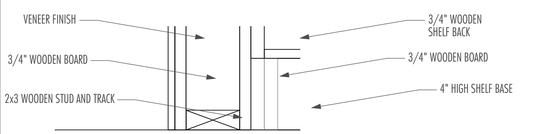

LIBRARIAN DESK DETAIL
SCALE 3"=1'-0"
E6

RM SOVICH ARCHITECTURE

ARCHITECT:
RM Sovich Architecture
1 Village Square, Suite 175, Baltimore, MD 21210
410 327 7971
office@rmsarchitecture.com

MEP Engineer:
KBD Engineering
Phone: 410-592-9003
Fax: 410-592-8858
Cell: 443-386-3729
Email: drew@kbdengineering.com

INTERIOR RENOVATIONS FOR THE WALDORF SCHOOL OF BALTIMORE

4801 TAMARIND ROAD,
BALTIMORE, MD 21209

No.	Date	Appr	Revision Notes
1	–		
2	–		
3	–		

BIDDING DOCUMENT - 10/19/2026

No.	Date	Issue Notes

PRINT DATE, TIME & FILE NAME.
10/26/26
4:58:32 PM
25018_260930 WSB CD-Backup-20261021114844.vwx

ARCHITECT
6171-A
RANDY MICHAEL SOVICH
STATE OF MARYLAND

I CERTIFY THAT THESE DOCUMENTS WERE PREPARED OR APPROVED BY ME, AND THAT I AM A DULY LICENSED ARCHITECT UNDER THE LAWS OF THE STATE OF MARYLAND.
LICENSE NO: 6171-A
EXPIRATION DATE: 9-18-2026

PROJECT # 25018

Enlarged detail plan

A3.5

NOTE:
DO NOT SCALE DRAWINGS. CONTRACTORS SHALL VERIFY ALL DIMENSIONS BEFORE INSTALLATION.

© COPYRIGHT 2024 RM SOVICH ARCHITECTURE, INC. ALL RIGHTS RESERVED

FINISH LEGEND

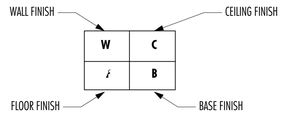

FLOOR FINISH CHANGE

A1 FINISH TAG

FINISH CONTRACTOR TO SUPPLY ALL						
ITEM NO	MATERIAL	MANUFACTURER	MFR #	COLOR	REMARK	CONTACT
P0	NO PAINT	-	-	-	-	-
P1	LAZURE		-	-	PREP PAINT FOR LAZURE PERSPEC FINAL LAZURE NIC	-
P2	PAINT	SHERWIN WILLIAMS PAINT	-	SW 6231Rock Candy	-	BILL RAINS, BILL.RAINS@SHERWIN.COM
P3	CERAMIC	ARCHITESSA		AMBROSIA	6x6 GLOSSY WALL TILE, UP TO 4' FROM FLOOR	866 323 1322
C0	NO CEILING WORK	-	-	-	-	-
C1	ACOUSTIC CEILING	HUSH.		ICE CRYSTAL MOSS BUTTERCUP	SUSPENDED CEILING	n.p@hushacousticsusa.com 908 342 7751
C2	CEILING PAINT	SHERWIN-WILLIAMS		CLG BRIGHT WHITE		BILL RAINS, BILL.RAINS@SHERWIN.COM
F0	SEALED CONCRETE FINISH	-	-	-		
F1	CORK FLOOR	CAPRI COLLECTIONS		Light GD2600H* Pick-up Strips Light GD2603H	REFER TO DRAWING FOR PATTERN	
F2	LIENOLEUM	TARKETT				800 899 8916
F3	CERAMIC TILE	ARCHITESSA		SUNLIGHT	12x24 Salita Sunlight Natural Rectified Field Tile	866 323 1322
F4	CARPET	SHAW-CONTRACT			REFER TO SPEC FOR CARPET COLOR	LIZZIE ROYER lizzie.royer@shawinc.com
B1	WHITE VINLY BASE	JOHNSONITE		PRODUCT MW-XX-H6 COLOR 08 ICICLE		Fishman Flooring Solutions - Baltimore 410 633 2500

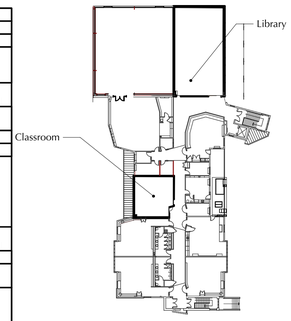

KEY PLAN

FINISH GENERAL NOTES

1. VINYL BASE TO BE CONTINUOUS UON.
2. ALL FLOOR TRANSITIONS ARE TO OCCUR AT THE CENTERLINE OF DOOR AND CASED OPENINGS, UON.
3. ALL PAINTED SURFACES TO RECEIVE PRIMER. ALL PAINTED WALLS TO BE EGGSHELL FINISH UON. ALL PAINT TRIM AND DOOR FRAMES AND CHAIR RAILS TO BE SEMI-GLOSS UON. ALL DOORS TO BE SEMI-GLOSS.
4. REFER TO ALL FINISH TRANSITION NOTES FOR ALL CHANGES IN FLOORING MATERIALS.
5. WHERE MULTIPLE FINISHES ARE LOCATED IN ONE ROOM, THE MAIN FINISH IS NOTED.
6. INSTALL ALL FINISHES PER MANUFACTURER RECOMMENDATIONS. IF OPTIONS ARE GIVEN, DISCUSS WITH DESIGNER PRIOR TO INSTALL.
7. REFER TO SPEC FOR DOOR PAINT COLORS.
8. PAINT UNDERSIDE OF DECK, JOISTS, CONDUIT, ETC. DUCTWORK TO REMAIN UNPAINTED GALVANIZED.
10. ALL GWB CEILINGS TO BE C3, UON.
12. REFER TO FINISH SCHEDULE FOR ALL FINISH SPECIFICATIONS.
13. SUSPENDED CEILING AT CARPETTED AREA IN LIBRARY IS C1

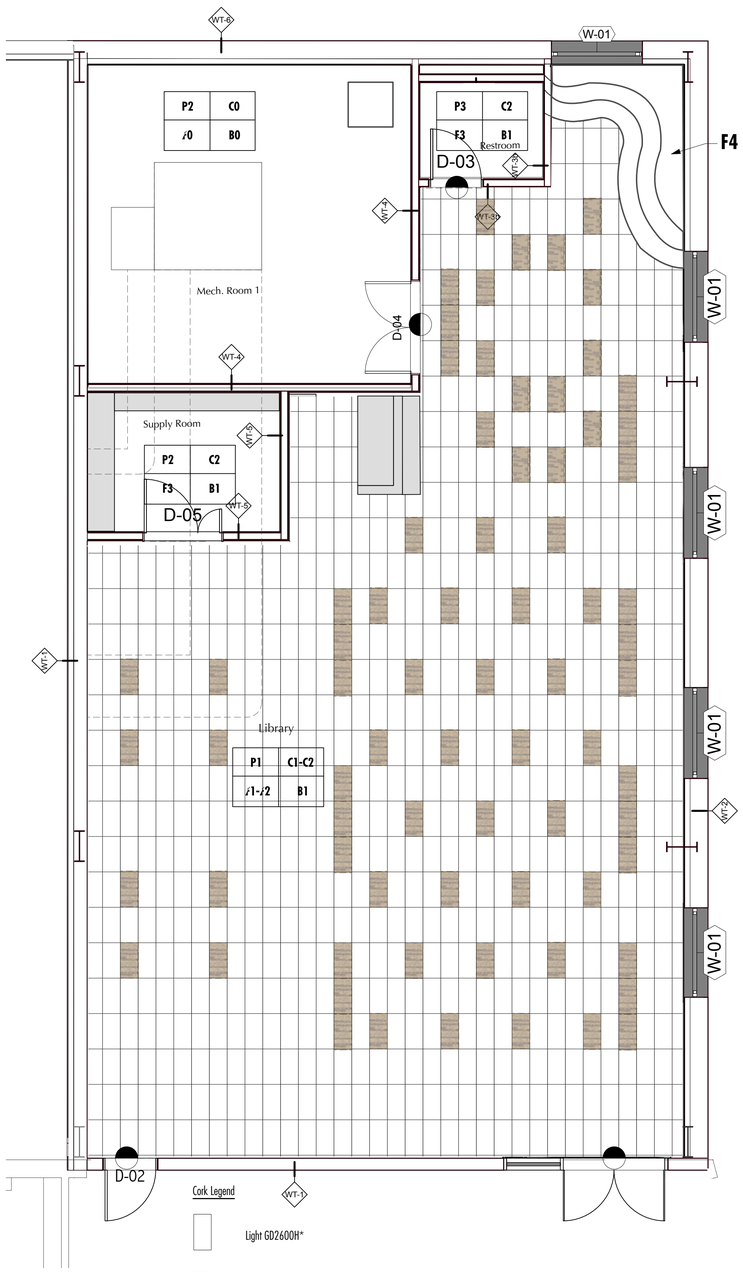

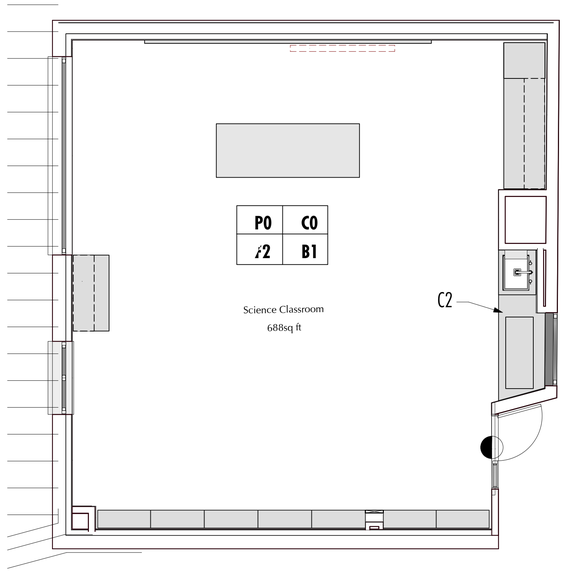

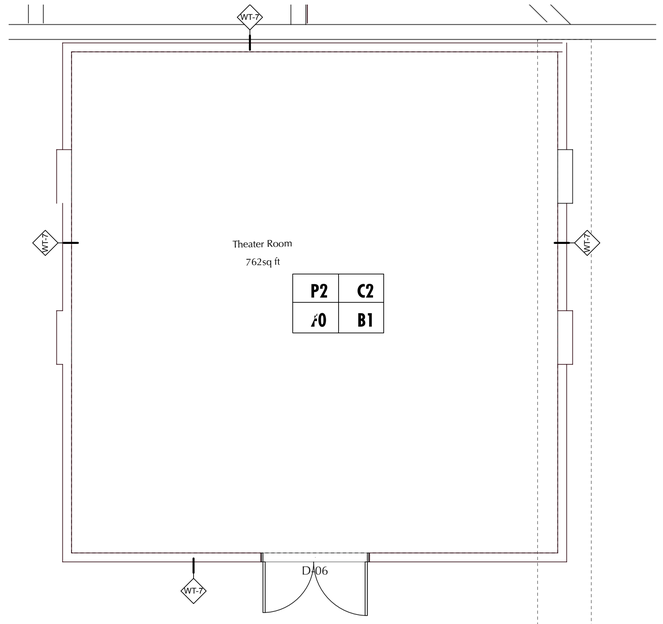

LIBRARYFLOOR FINISH PLAN
SCALE: 1/4" = 1'-0"

SCIENCE CLASSROOM FINISH PLAN
SCALE: 3/8" = 1'-0"

SCIENCE CLASSROOM FINISH PLAN
SCALE: 3/8" = 1'-0"

FF

RM SOVICH ARCHITECTURE

ARCHITECT:
RM Sovich Architecture
1 Village Square, Suite 175, Baltimore, MD 21210
410 327 7971
office@rmsovarchitecture.com

MEP Engineer:
KBD Engineering
Phone: 410-592-9003
Fax: 410-592-8858
Cell: 443-386-3729
Email: drew@kbdengineering.com

INTERIOR RENOVATIONS FOR THE WALDORF SCHOOL OF BALTIMORE

4801 TAMARIND ROAD,
BALTIMORE, MD 21209

No.	Date	Appr	Revision Notes
1	–		
2	–		
3	–		

BIDDING DOCUMENT - 10/19/2026

No.	Date	Issue Notes

PRINT DATE, TIME & FILE NAME.
10/26/26
4:58:33 PM
25018_260930 WSB CDBackup-20261021114844.vwx

ARCHITECT 6171 A RANDY MICHAEL SOVICH STATE OF MARYLAND

I CERTIFY THAT THESE DOCUMENTS WERE PREPARED OR APPROVED BY ME, AND THAT I AM A DULY LICENSED ARCHITECT UNDER THE LAWS OF THE STATE OF MARYLAND.
LICENSE NO: 6171-A
EXPIRATION DATE: 9-18-2026

PROJECT # 25018

Floor Finish Plan

A3.6

NOTE:
DO NOT SCALE DRAWINGS. CONTRACTORS SHALL VERIFY ALL DIMENSIONS BEFORE INSTALLATION.

© COPYRIGHT 2024 RM SOVICH ARCHITECTURE, INC. ALL RIGHTS RESERVED

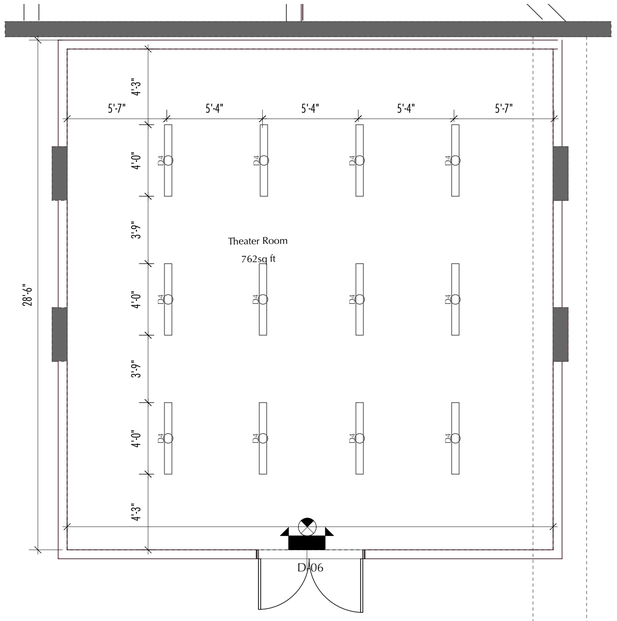

Thearter Storage RCP
SCALE: 1/4" = 1'-0"

T1

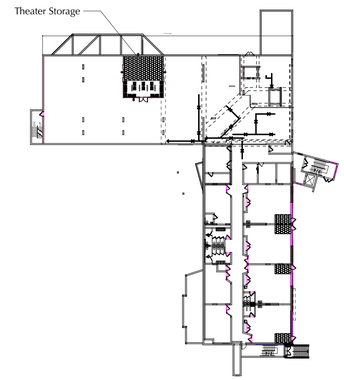

ELECTRICAL LEGEND

	QUADRUPLEX RECEPTACLE AT AT 18" AFF.
D4	TYPE D4- 1/2X4 UTILITY LIGHTING FIXTURE
	AV(LIGHTING) CONTROLS/ SWITCH
	EXIT SIGN
	EMERGENCY LIGHT

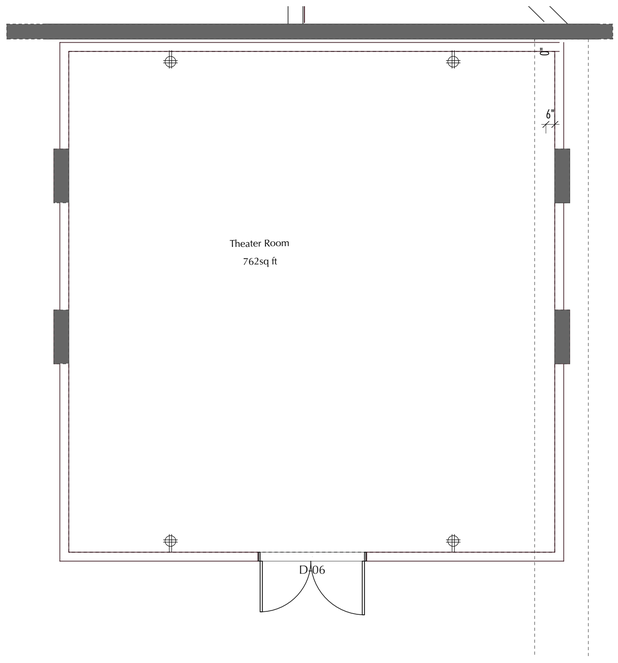

Thearter Storage Receptacle Plan
SCALE: 1/4" = 1'-0"

T2

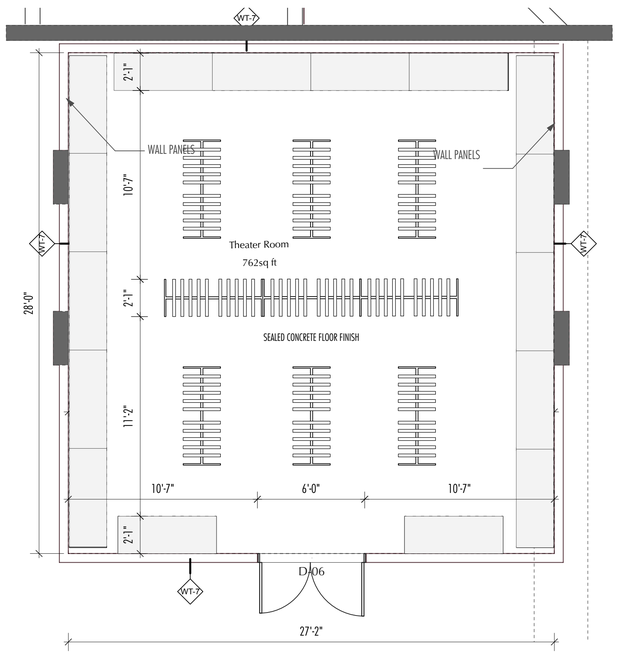

Thearter Storage Plan
SCALE: 1/4" = 1'-0"

T3

RM SOVICH ARCHITECTURE

ARCHITECT:
RM Sovich Architecture
1 Village Square, Suite 175, Baltimore, MD 21210
410 327 7971
office@rmsarchitecture.com

MEP Engineer:
KBD Engineering
Phone: 410-592-9003
Fax: 410-592-8858
Cell: 443-386-3729
Email: drew@kbdengineering.com

INTERIOR RENOVATIONS FOR THE WALDORF SCHOOL OF BALTIMORE

4801 TAMARIND ROAD,
BALTIMORE, MD 21209

No.	Date	Appr	Revision Notes
1	–		
2	–		
3	–		

BIDDING DOCUMENT - 10/19/2026

No.	Date	Issue Notes

PRINT DATE, TIME & FILE NAME.
10/26/26
4:58:35 PM
25018_260930 WSB CD-Backup-20261021114844.vwx

ARCHITECT 6171-A RANDY MICHAEL SOVICH STATE OF MARYLAND

I CERTIFY THAT THESE DOCUMENTS WERE PREPARED OR APPROVED BY ME, AND THAT I AM A DULY LICENSED ARCHITECT UNDER THE LAWS OF THE STATE OF MARYLAND.
LICENSE NO. : 6171-A
EXPIRATION DATE: 9-18-2026

PROJECT # 25018

Theater Storage Roon

A4.1

NOTE:
DO NOT SCALE DRAWINGS. CONTRACTORS SHALL VERIFY ALL DIMENSIONS BEFORE INSTALLATION.

© COPYRIGHT 2024 RM SOVICH ARCHITECTURE, INC. ALL RIGHTS RESERVED

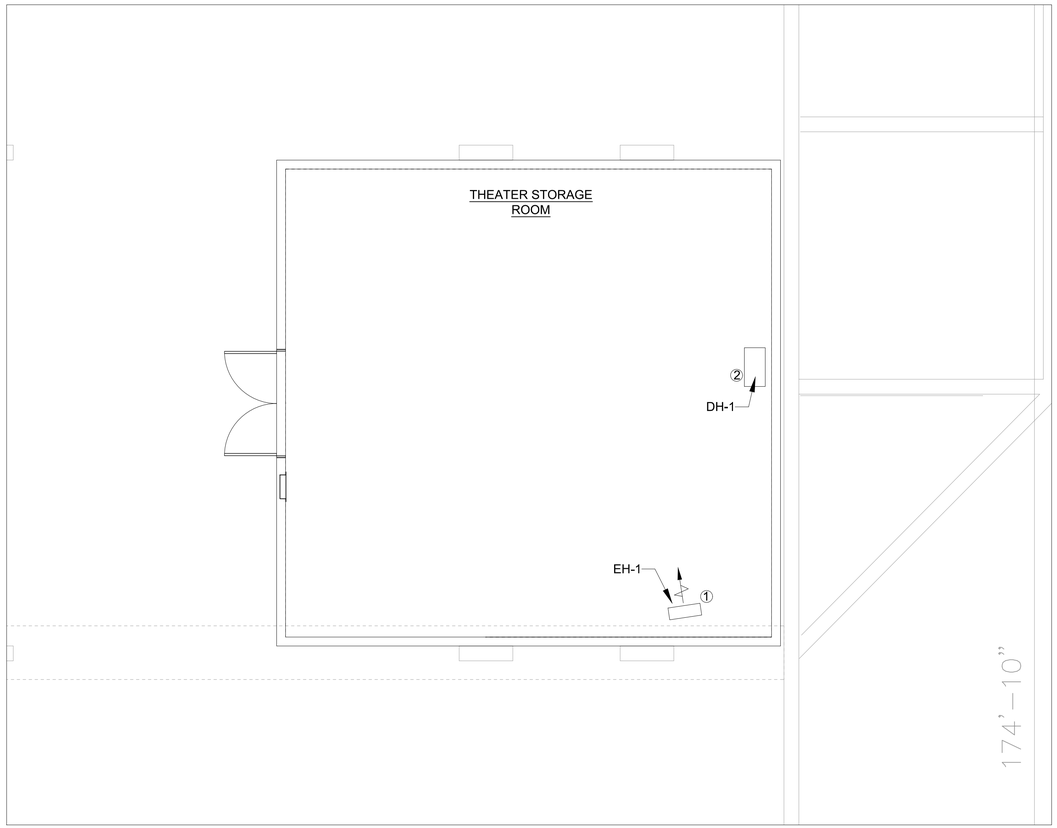

THEATER STORAGE MECHANICAL PLAN

SCALE: 1/4"=1'-0"

GENERAL NOTES:

1. ALL WORK SHALL BE COMPLETED IN ACCORDANCE WITH THE 2021 IMC AND ANY/ALL APPLICABLE STATE AND LOCAL AMENDMENTS

KEYED NOTES:

① ELECTRIC HEATER SHALL BE CEILING HUNG AND INSTALLED IN ACCORDANCE WITH MANUFACTURER'S SPECIFICATIONS.

② DEHUMIDIFIER SHALL BE WALL HUNG AND INSTALLED IN ACCORDANCE WITH ALL MANUFACTURER'S SPECIFICATIONS. CONDENSATE SHALL BE PROVIDED VIA CONDENSATE PUMP TO NEAREST STORM DRAIN OR DAYLIGHT.

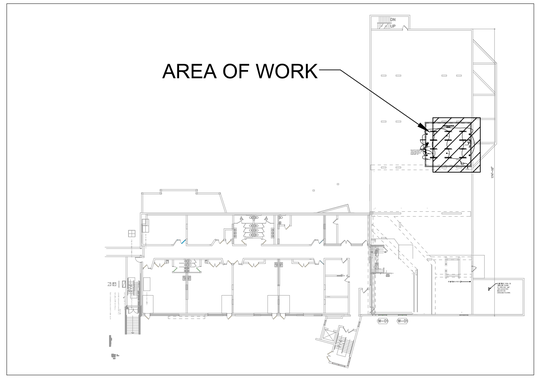

KEY PLAN

SCALE: NTS

DEHUMIDIFIER EQUIPMENT SCHEDULE

UNIT NUMBER	SERVICE	SIZE	PINTS/DAY	AIRFLOW	POWER			BASIS OF DESIGN	REMARKS
					VOLTAGE	PHASE	FLA		
DH-1	STORAGE ROOM	19.5"W x 18.75"H x 30"L	130 PPD	310	120	1	7.7	APRILAIRE MODEL E130	CONDENSATE PUMP MODEL 4856, 98#

DEHUMIDIFIER EQUIPMENT SCHEDULE

SCALE: NTS

ELECTRICAL UNIT HEATERS

DESIGNATION	LOCATION	SERVICE	SIZE	ELECTRICAL RATING				TYPE	BASIS OF DESIGN
				VOLTAGE	PHASE	HERTZ	AMPS		
EH-1	STORAGE ROOM	TEMPERING	3-kW	208	1	60	14.5	UNIT HEATER	BERKO MODEL HJHAA320 WITH B10 CEILING BRACKET

ELECTRIC UNIT HEATER SCHEDULE

SCALE: NTS

REVISIONS	BY

RM SOVICH ARCHITECTURE

WALDORF SCHOOL OF BALTIMORE RENOVATIONS

4801 TAMARIND ROAD
BALTIMORE, MD 21209

KBD ENGINEERING COMPANY
Process–Mechanical–Structural–Electrical
& Environmental Consultants
ONE COUNTRY CLUB LANE PHOENIX, MARYLAND 21131
H.C. HARCLERODE II, P.E.
E-MAIL: skip@kbdengineering.com
WEBSITE: kbdengineering.com
PHONE: 443-386-3729
FAX: 410-592-8858
MOBILE: 410-241-5630

SEAL:

PROFESSIONAL CERTIFICATION: I HEREBY CERTIFY THAT THESE DOCUMENTS WERE PREPARED OR APPROVED BY ME, AND THAT I AM A DULY LICENSED PROFESSIONAL ENGINEER UNDER THE LAWS OF THE STATE OF MARYLAND:

LICENSE NO. 11735
EXPIRATION DATE: 12/04/2027

DRAWN BY: DMH

DATE: 10/19/2026

SCALE: AS NOTED

JOB NUMBER:

SHEET NO. M-001

DRAWING NUMBER 6 OF 8

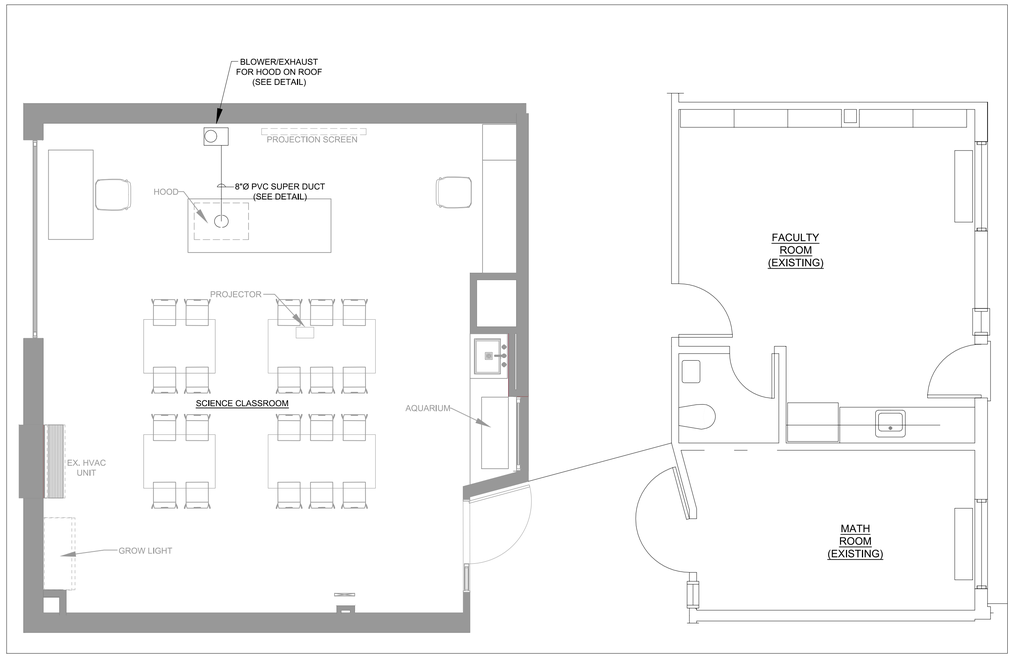

SCIENCE CLASSROOM MECHANICAL PLAN

SCALE: $\frac{1}{4}$"=1'-0"

GENERAL NOTES:

1. ALL WORK SHALL BE COMPLETED IN ACCORDANCE WITH THE 2021 IMC AND ANY/ALL APPLICABLE STATE AND LOCAL AMENDMENTS

2. EXHAUST BLOWER FOR SCIENCE CLASSROOM HOOD SHALL BE LOCATED ON THE ROOF. DISCHARGE OF EXHAUST DUCTWORK SHALL MAINTAIN A 10-FOOT CLEARANCE TO ANY OPENINGS OR INTAKES AND DISCHARGE AT LEAST 10-FOOT ABOVE THE ROOF LINE.

3. HOOD EXHAUST BLOWER SHALL BE A HEMCO MODEL EW-33706-69 OR APPROVED EQUAL

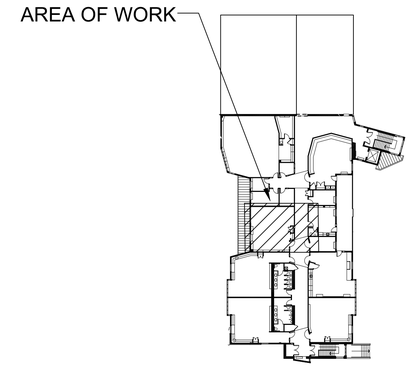

KEY PLAN

SCALE: NTS

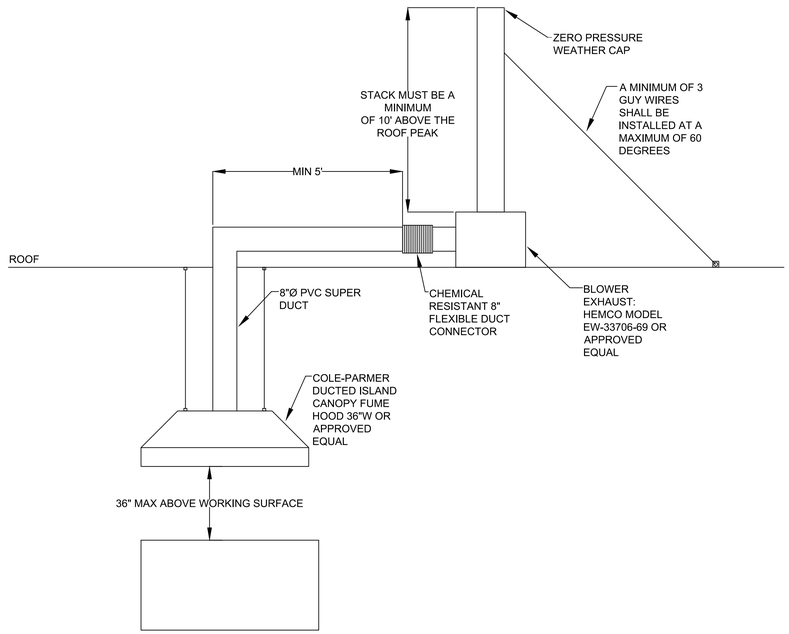

SCIENCE CLASSROOM HOOD DETAIL

SCALE: NTS

REVISIONS	BY

RM SOVICH ARCHITECTURE

WALDORF SCHOOL OF BALTIMORE RENOVATIONS

4801 TAMARIND ROAD
BALTIMORE, MD 21209

KBD ENGINEERING COMPANY
Process–Mechanical–Structural–Electrical
& Environmental Consultants
ONE COUNTRY CLUB LANE PHOENIX, MARYLAND 21131
H.C. HARCLERODE II, P.E.
E-MAIL: skip@kbdengineering.com
WEBSITE: kbdengineering.com
PHONE: 443-386-3729
FAX: 410-592-8858
MOBILE: 410-241-5630

SEAL:

PROFESSIONAL CERTIFICATION: I HEREBY CERTIFY THAT THESE DOCUMENTS WERE PREPARED OR APPROVED BY ME, AND THAT I AM A DULY LICENSED PROFESSIONAL ENGINEER UNDER THE LAWS OF THE STATE OF MARYLAND:

LICENSE NO. 11735
EXPIRATION DATE: 12/04/2027

DRAWN BY: DMH

DATE: 10/19/2026

SCALE: AS NOTED

JOB NUMBER:

SHEET NO.

M-002

DRAWING NUMBER 7 OF 8

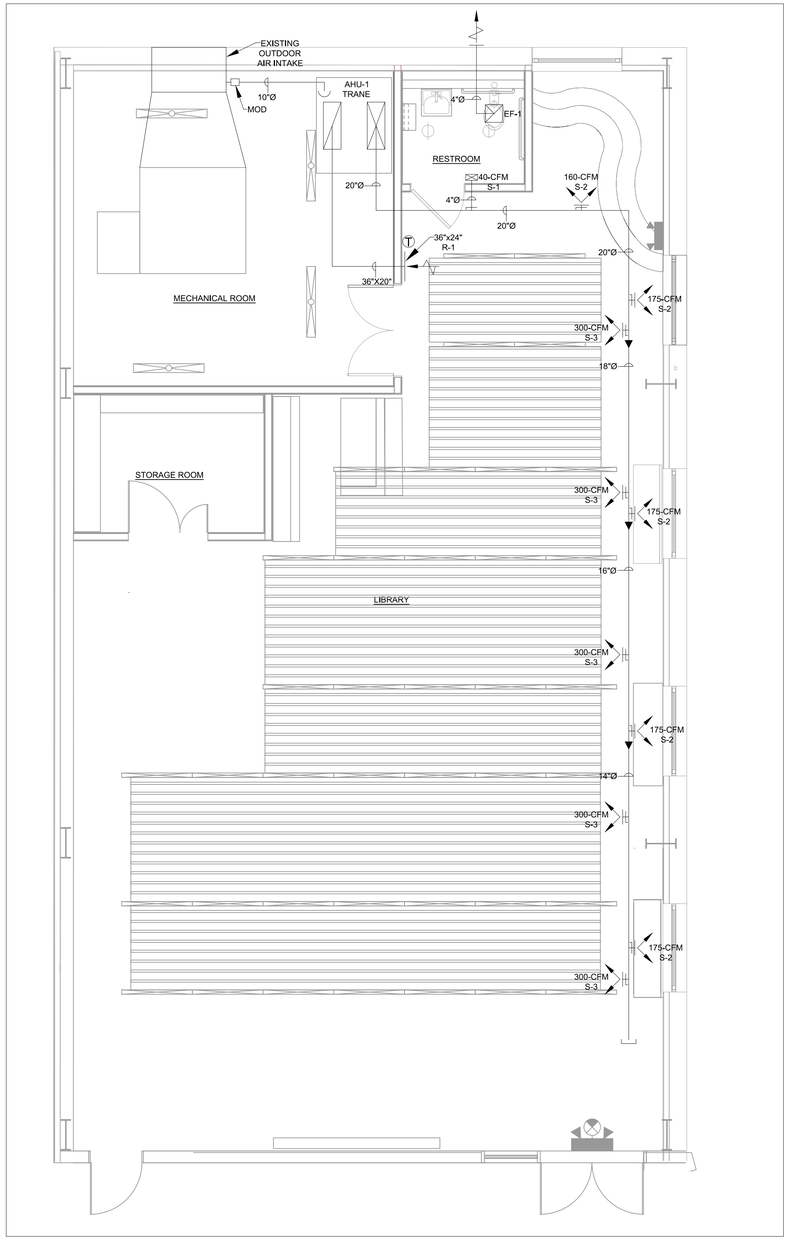

LIBRARY MECHANICAL PLAN

SCALE: 1/4"=1'-0"

GENERAL NOTES:

1. ALL WORK SHALL BE COMPLETED IN ACCORDANCE WITH THE 2021 IMC AND ANY/ALL APPLICABLE STATE AND LOCAL AMENDMENTS

2.CONTRACTOR SHALL FIELD VERIFY AHU-1 DIMENSIONS AND MAINTENANCE CLEARANCES BEFORE PURCHASING EQUIPMENT

3. HVAC OUTDOOR AIR DAMPER SHALL BE INTERLOCKED WITH A CO_2 DEMAND CONTROL VENTILATION (DCV) SENSOR

4. RETURN AIR DUCT SHALL UTILIZE SMOKE DETECTORS AND BE TIED BACK TO FIRE ALARM CONTROL PANEL

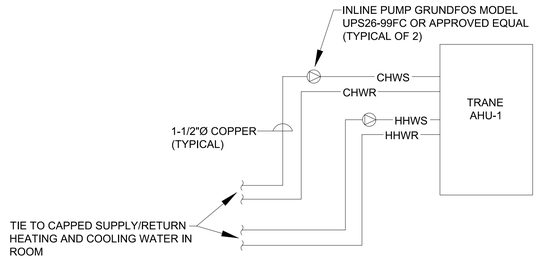

PIPING SCHEMATIC

SCALE: NTS

EXHAUST FAN SCHEDULE

FAN NUMBER	AREA SERVED	ELECTRICAL SERVICE				CFM	ESP IN WG	RPM	ROOF OPENING	WEIGHT	NOTES	MANUFACTURER & MODEL NUMBER
		VOLTS	PHASE	HERTZ	WATTS							
EF-1	LIBRARY BATHROOM	120	1	60	40	80	.25"	1142	4"	9#		PANASONIC MODEL FV-0511VF1 OR APPROVED EQUAL
NOTES												

EXHAUST FAN SCHEDULE

SCALE: NTS

SUPPLY & RETURN AIR DIFFUSER SCHEDULE

UNIT NUMBER	MODEL	MANUFACTURER	SERVICE	PRESSURE DROP (IN W.C.)	MOUNTING	ACCESSORIES	DEFLECTION	NOTES	REMARKS
S-1	7500	TITUS	SUPPLY	0.056	CEILING	DAMPER	2-WAY		6"x4"
S-2	S300FL	TITUS	SUPPLY	0.033	ON DUCT	DAMPER	N/A		18"x6"
S-3	S300FL	TITUS	SUPPLY	0.049	ON DUCT	DAMPER	N/A		12"x6"
R-1	271RL	TITUS	RETURN	0.015	WALL	N/A	N/A		30"x30"

SUPPLY/RETURN DIFFUSER SCHEDULE

SCALE: NTS

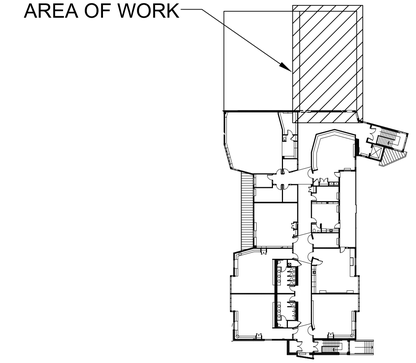

KEY PLAN

SCALE: NTS

Schedule

Unit Tag	Model Number	Unit level options						Supply fan section					Preheat coil					Main cooling coil						Main	Reheat	Filter	
		UNIT TYPE	DESIGN AIRFLOW	OUTDOOR AIR	UNIT LENGTH	UNIT WIDTH	UNIT HEIGHT	INSTALLED WEIGHT	SUPPLY FAN QNTY.	HP	Fan ESP	Supply fan TSP	Supply fan drives	Fluid type	Entering dry bulb	Leaving dry bulb	Total capacity	Flow rate	Fluid type	Entering dry bulb	Entering wet bulb	Leaving dry bulb	Total capacity	Flow rate	Entering dry bulb	Reheat coil type	Filter/mixing/ econ section	Filter media
			CFM	CFM	in	in	in	lb	Each	hp	in H2O	in H2O			F	F	MBh	gpm		F	F	F	MBh	gpm	F			
AHU-1	UCCAR08A0J0LAH72000000JF800BA0000000A0A1	INDOOR UNIT	2400	315	65	51	69	986.9	1	6.03	1	2.044	Direct drive plenum fan / MI fan	Water	61	98.75	98.27	9.81	Water	78	65.59	55.7	78.54	15.65	61	None	2" flat filter mixing section	2" MERV 8

HVAC UNIT SCHEDULE

SCALE: NTS

REVISIONS	BY

RM SOVICH ARCHITECTURE

WALDORF SCHOOL OF BALTIMORE RENOVATIONS

4801 TAMARIND ROAD
BALTIMORE, MD 21209

KBD ENGINEERING COMPANY
Process–Mechanical–Structural–Electrical
& Environmental Consultants
ONE COUNTRY CLUB LANE PHOENIX, MARYLAND 21131
H.C. HARCLERODE II, P.E.
E-MAIL: skip@kbdengineering.com
WEBSITE: kbdengineering.com
PHONE: 443-386-3729
FAX: 410-592-8858
MOBILE: 410-241-5630

SEAL:

PROFESSIONAL CERTIFICATION: I HEREBY CERTIFY THAT THESE DOCUMENTS WERE PREPARED OR APPROVED BY ME, AND THAT I AM A DULY LICENSED PROFESSIONAL ENGINEER UNDER THE LAWS OF THE STATE OF MARYLAND:

LICENSE NO. 11735
EXPIRATION DATE: 12/04/2027

DRAWN BY: DMH

DATE: 10/19/2026

SCALE: AS NOTED

JOB NUMBER:

SHEET NO.

M-003

DRAWING NUMBER 8 OF 8

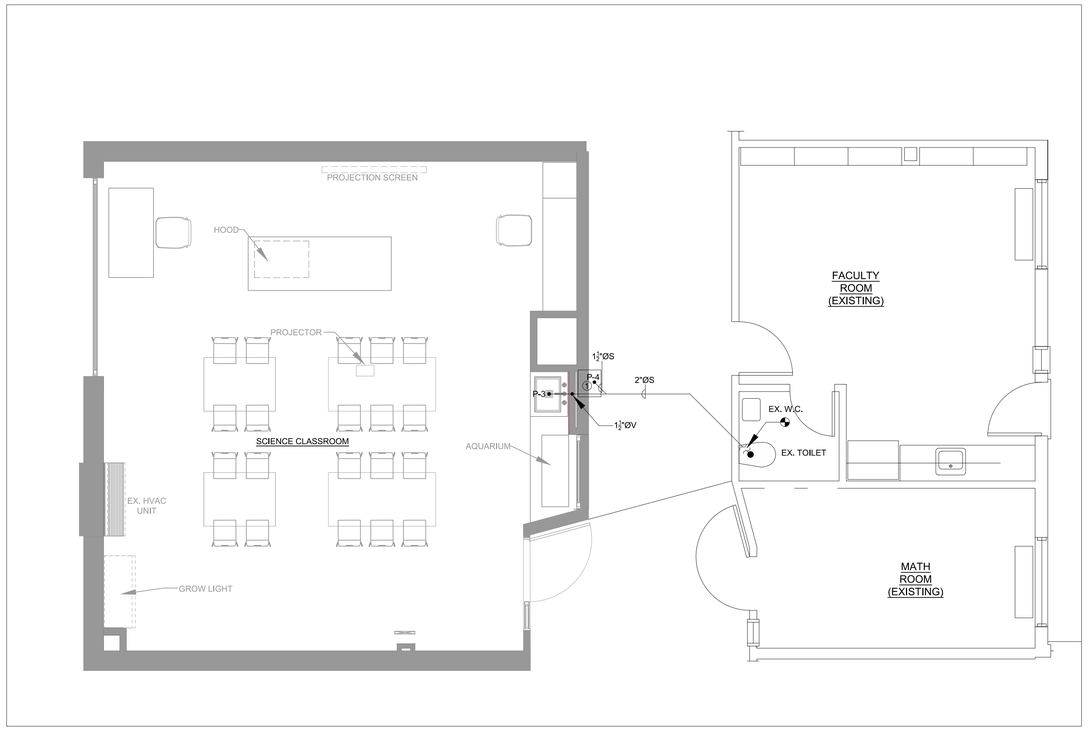

SCIENCE CLASSROOM PLUMBING PLAN

SCALE: $\frac{1}{4}$"=1'-0"

PLUMBING FIXTURE SCHEDULE

FIXTURE NUMBER	DESCRIPTION	CONNECTION SIZE			
		SAN	VENT	CW	HW
P-1	ADA LAVATORY-FLUSHOMETER	4"	2"	1"	-
P-2	HAND SINK	2"	2"	1/2"	1/2"
P-3	LAB SINK	2"	1 1/2"	1/2"	1/2"
P-4	WATER COOLER	1 1/2"	1 1/2"	1/2"	-
NOTE:					

PLUMBING FIXTURE SCHEDULE

SCALE: NTS

GENERAL NOTES:

1. ALL WORK SHALL BE DONE IN ACCORDANCE WITH THE 22021 IPC AND ANY/ALL APPLICABLE STATE AND LOCAL AMENDMENTS

2. DOMESTIC HOT AND COLD WATER SHALL BE TAPPED OFF THE EXISTING BATHROOM SUPPLY IN THE FACULTY ROOM

3.SEE GENERAL NOTE ON PLUMBING RISER DIAGRAM

KEYED NOTES:

① WATER COOLER SHALL BE AN ADD ALTERNATE

LEGEND:

TIE-IN TO EXISTING

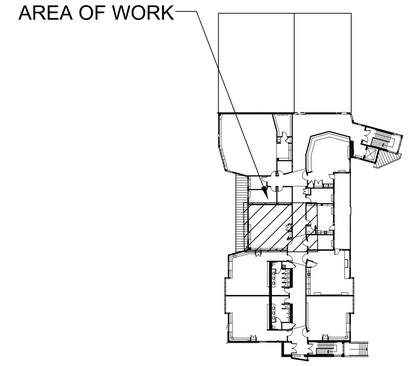

KEY PLAN

SCALE: NTS

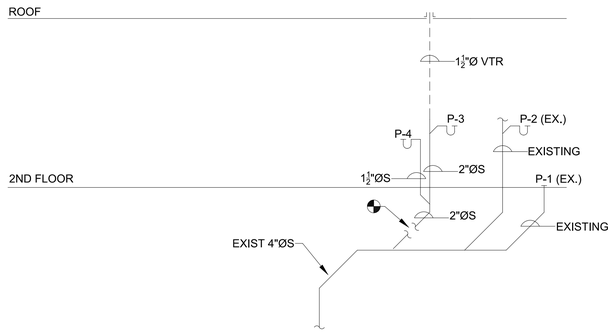

GENERAL NOTE:

1. PLUMBING CONTRACTOR SHALL WALK SANITARY AND VENT BEFORE BIDDING

SANITARY AND VENT RISER DIAGRAM

SCALE: NTS

REVISIONS	BY

RM SOVICH ARCHITECTURE

WALDORF SCHOOL OF BALTIMORE RENOVATIONS

4801 TAMARIND ROAD
BALTIMORE, MD 21209

KBD ENGINEERING COMPANY
Process–Mechanical–Structural–Electrical
& Environmental Consultants
ONE COUNTRY CLUB LANE PHOENIX, MARYLAND 21131
PHONE: 443-386-3729
FAX: 410-592-8858
MOBILE: 410-241-5630
H.C. HARCLERODE II, P.E.
EMAIL: skip@kbdengineering.com
WEBSITE: kbdengineering.com

SEAL:

PROFESSIONAL CERTIFICATION: I HEREBY CERTIFY THAT THESE DOCUMENTS WERE PREPARED OR APPROVED BY ME, AND THAT I AM A DULY LICENSED PROFESSIONAL ENGINEER UNDER THE LAWS OF THE STATE OF MARYLAND:

LICENSE NO. 11735
EXPIRATION DATE: 12/04/2027

DRAWN BY: DMH

DATE: 10/19/2026

SCALE: AS NOTED

JOB NUMBER:

SHEET NO.

P-001

DRAWING NUMBER 4 OF 8

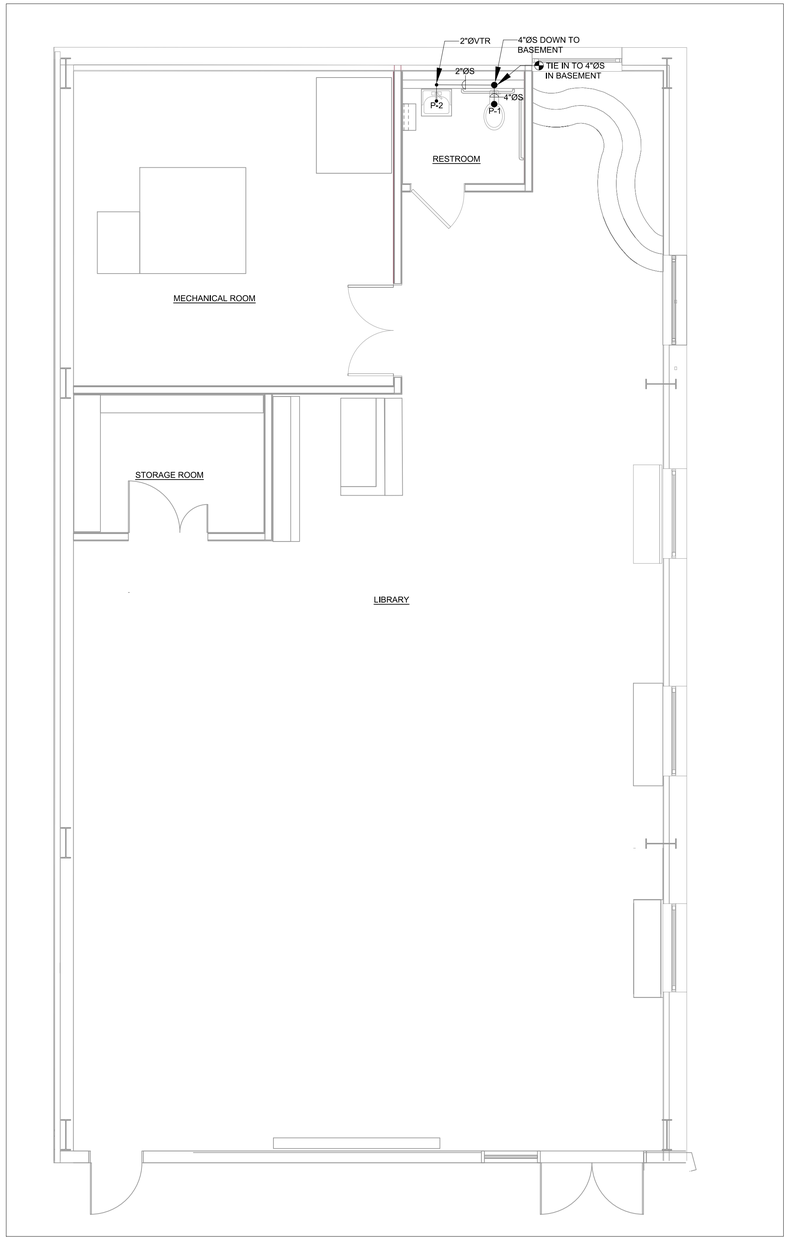

LIBRARY PLUMBING PLAN

SCALE: $\frac{1}{4}$"=1'-0"

GENERAL NOTES:

1. ALL WORK SHALL BE DONE IN ACCORDANCE WITH THE 2021 IPC AND ANY/ALL APPLICABLE STATE AND LOCAL AMENDMENTS

2. DOMESTIC HOT AND COLD WATER SHALL BE CONNECTED TO CAPPED SUPPLY LINES. ADA WATER CLOSET SHALL RECEIVE A 1"Ø COLD WATER SUPPLY AND LAVATORY SHALL RECEIVE A $\frac{1}{2}$"Ø HOT AND COLD WATER SUPPLY

LEGEND:

TIE-IN TO EXISTING

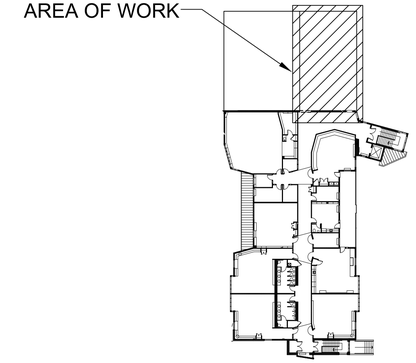

KEY PLAN

SCALE: NTS

PLUMBING FIXTURE SCHEDULE

FIXTURE NUMBER	DESCRIPTION	CONNECTION SIZE			
		SAN	VENT	CW	HW
P-1	ADA LAVATORY-FLUSHOMETER	4"	2"	1"	-
P-2	HAND SINK	2"	2"	1/2"	1/2"
P-3	LAB SINK	2"	1 1/2"	1/2"	1/2"
P-4	WATER COOLER	1 1/2"	1 1/2"	1/2"	-
NOTE:					

PLUMBING FIXTURE SCHEDULE

SCALE: NTS

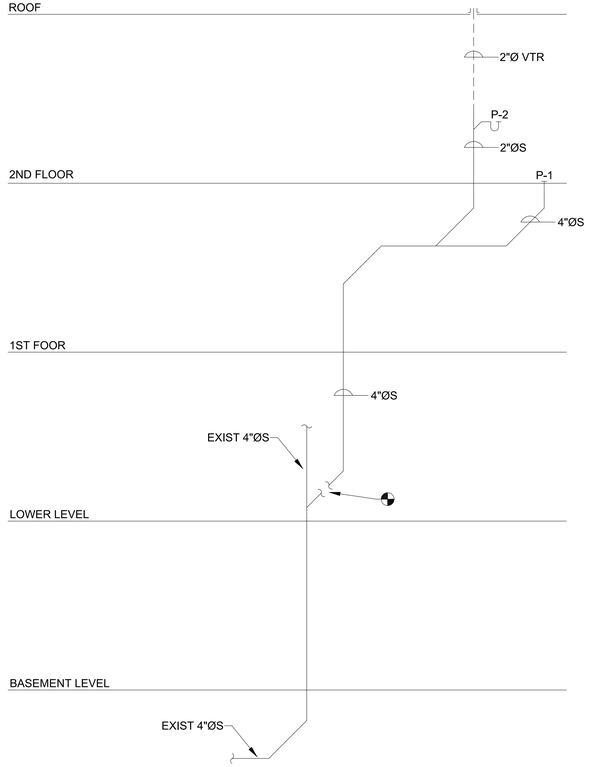

SANITARY AND VENT RISER DIAGRAM

SCALE: NTS

REVISIONS	BY

RM SOVICH ARCHITECTURE

WALDORF SCHOOL OF BALTIMORE RENOVATIONS

4801 TAMARIND ROAD
BALTIMORE, MD 21209

KBD ENGINEERING COMPANY
Process–Mechanical–Structural–Electrical & Environmental Consultants
ONE COUNTRY CLUB LANE PHOENIX, MARYLAND 21131
H.C. HARCLERODE II, P.E.
EMAIL: skip@kbdengineering.com
WEBSITE: kbdengineering.com
PHONE: 443-386-3729
FAX: 410-592-8858
MOBILE: 410-241-5630

SEAL:

PROFESSIONAL CERTIFICATION. I HEREBY CERTIFY THAT THESE DOCUMENTS WERE PREPARED OR APPROVED BY ME, AND THAT I AM A DULY LICENSED PROFESSIONAL ENGINEER UNDER THE LAWS OF THE STATE OF MARYLAND:

LICENSE NO. 11735
EXPIRATION DATE: 12/04/2027

DRAWN BY: DMH

DATE: 10/19/2026

SCALE: AS NOTED

JOB NUMBER:

SHEET NO.

P-002

DRAWING NUMBER 5 OF 8

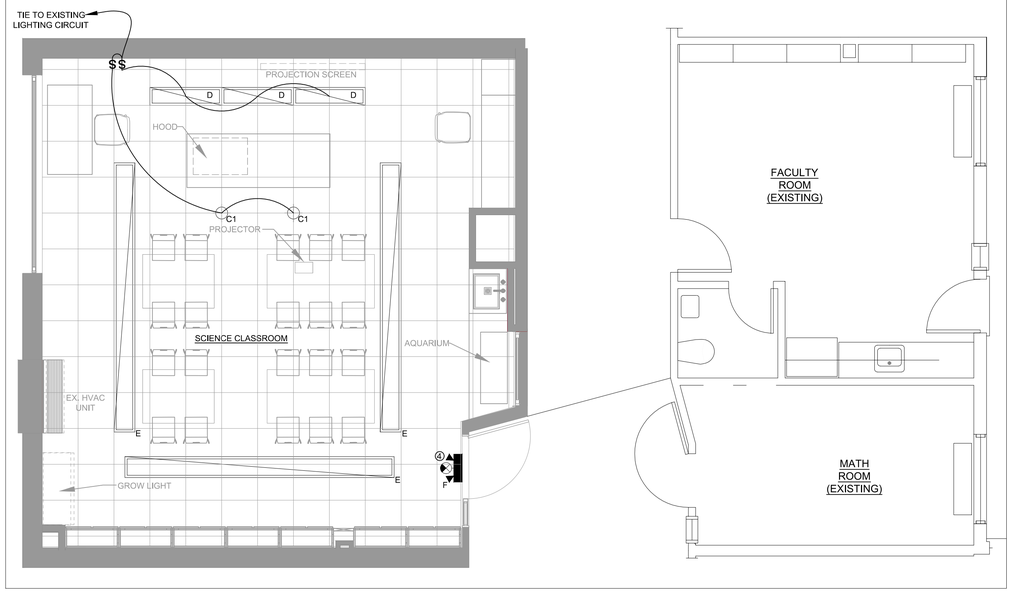

SCIENCE CLASSROOM ELECTRICAL LIGHTING PLAN

SCALE: $\frac{1}{4}$"=1'-0"

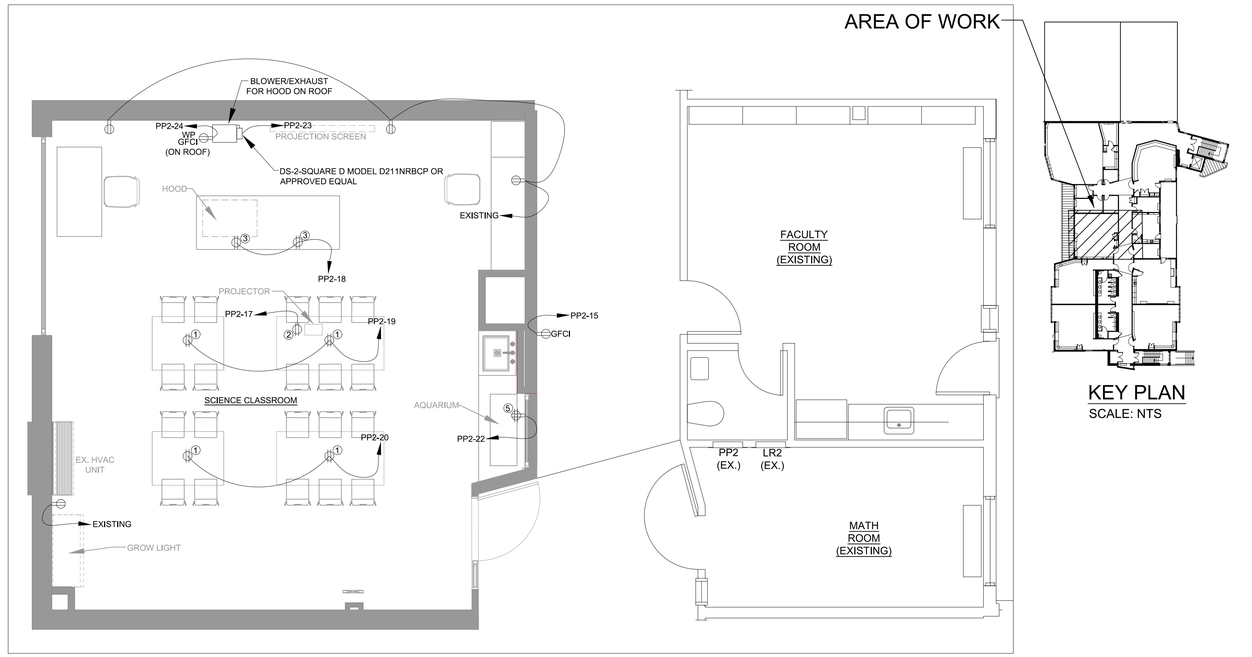

SCIENCE CLASSROOM ELECTRICAL POWER PLAN

SCALE: $\frac{1}{4}$"=1'-0"

KEY PLAN

SCALE: NTS

LIGHTING FIXTURE SCHEDULE

TYPE	DESCRIPTION	MOUNTING	NO.	COLOR TEMPERATURE	WATTS	TYPE	MANUFACTURER & CATALOG NUMBER OR APPROVED EQUAL
C1	4-INCH LED DOWNLIGHT	RECESSED	2	3500K	25	LED	LIGHTOLIER MODEL M4RDL25935WCDZ10U WITH 4RNSR FRAME OR APPROVED EQUAL
D	1'X4' LED LIGHTING FIXTURE	SUSPENDED	3	3500K	40	LED	TBD
E	EXISTING LIGHTING FIXTURE	SUSPENDED		-	-	-	EXISTING
F	EMERGENCY EXIT/COMBO LIGHT	SURFACE	1	-	4	LED	COMPASS MODEL CCRG

LIGHTING FIXTURE SCHEDULE

SCALE: NTS

GENERAL NOTES:

1. ALL WORK SHALL BE DONE IN ACCORDANCE WITH THE 2020 NEC, 2021 IECC AND ANY/ALL APPLICABLE STATE AND LOCAL AMENDMENTS

KEYED NOTES:

① RECEPTACLE SHALL BE INSTALLED AT CEILING FOR INSTALLATION OF RETRACTABLE POWER CABLE MODEL ULINE H-5642 OR APPROVED EQUAL

② RECEPTACLE SHALL BE INSTALLED AT CEILING FOR CEILING MOUTED PROJECTOR

③ RECEPTACLE SHALL BE INSTALLED IN FURNITURE WITH POP-UP STYLE RECEPTACLE HUBBELL DUAL-SIDED COUNTERTOP POP UP RECEPTACLE OR APPROVED EQUAL

④ EMERGENCY LIGHT/EXIT SIGN SHALL BE TIED TO NEAREST LIGHTING CIRCUIT

⑤ CONTRACTOR SHALL COORDINATE HEIGHT OF RECEPTACLE WITH OWNER AND ARCHITECT FOR AQUARIUM INSTALLATION.

LEGEND:

- DUPLEX RECEPTACLE
- QUAD RECEPTACLE
- CEILING DUPLEX RECEPTACLE
- WP GFCI — WATERPROOF GFCI RECEPTACLE
- LOW VOLTAGE VOICE/DATA
- S — TWO POLE SWITCH
- OCC. — OCCUPANCY SENSOR

PANEL PP2

POLES 24 | VOLTAGE 208 /120 VOLTS | MOUNTING FLUSH
SECTION 1 OF 1 | BUS COPPER | LOCATION MATH ROOM
AIC 10K | MAIN 125-AMP MLO | PHASE 3
WIRE 4 WIRE (A, B, C, N, EG) | FED FROM MDP

CKT #	BREAKER TRIP	BREAKER POLES	DESCRIPTION	WIRE NO.	WIRE SIZE	GROUND NO.	GROUND SIZE	CON SIZE	PHASE KVA A	PHASE KVA B	PHASE KVA C	WIRE NO.	WIRE SIZE	GROUND NO.	GROUND SIZE	CON SIZE	DESCRIPTION	BREAKER TRIP	BREAKER POLES	CKT #
1	20	1	EXISTING														EXISTING	20	1	2
3	20	1	EXISTING														EXISTING	20	3	4
5	20	1	EXISTING														-	-	-	6
7	20	1	EXISTING														-	-	-	8
9	20	1	EXISTING														EXISTING	20	1	10
11	20	1	EXISTING														EXISTING	20	1	12
13	20	1	EXISTING														EXISTING	20	1	14
15	20	1	EXISTING														EXISTING-GROW LIGHT	20	1	16
17	20	1	PROJECTOR CEILING RECEPTACLE	2	12	1	12	3/4"		0.2	0.2	2	12	1	12	3/4"	TEACH POP UP RECEPTACLES	20	1	18
19	20	1	DESK CEILING RECEPTACLES	2	12	1	12	3/4"	0.2	0.2		2	12	1	12	3/4"	DESK CEILING RECEPTACLES	20	1	20
21	20	1	EXISTING							0.5		2	12	1	12	3/4"	AQUARIUM QUAD RECEPTACLE	20	1	22
23	20	1	HOOD BLOWER EXHAUST (ROOF)	2	12	1	12	3/4"			1.2 0.2	2	12	1	12	3/4"	MAINTENANCE RECEPTACLE (ROOF)	20	1	24
									0.4	0.5	1.8									

TOTAL CONNECTED KVA 2.7 | TOTAL AMPS: 7.5

NOTES: ALL SIZES LISTED FOR COPPER CONDUCTORS/GROUNDS

ELECTRICAL PANEL SCHEDULES

SCALE: NTS

REVISIONS	BY

RM SOVICH ARCHITECTURE

WALDORF SCHOOL OF BALTIMORE RENOVATIONS
4801 TAMARIND ROAD
BALTIMORE, MD 21209

KBD KBD ENGINEERING COMPANY
Process–Mechanical–Structural–Electrical & Environmental Consultants
ONE COUNTRY CLUB LANE PHOENIX, MARYLAND 21131
H.C. HARCLERODE II, P.E.
EMAIL: skip@kbdengineering.com
WEBSITE: kbdengineering.com
PHONE: 443–386–3729
FAX: 410–592–8858
MOBILE: 410–241–5630

SEAL:

PROFESSIONAL CERTIFICATION: I HEREBY CERTIFY THAT THESE DOCUMENTS WERE PREPARED OR APPROVED BY ME, AND THAT I AM A DULY LICENSED PROFESSIONAL ENGINEER UNDER THE LAWS OF THE STATE OF MARYLAND:

LICENSE NO. 11735
EXPIRATION DATE: 12/04/2027

DRAWN BY: DMH

DATE: 10/19/2026

SCALE: AS NOTED

JOB NUMBER:

SHEET NO.

E-001

DRAWING NUMBER 1 OF 8

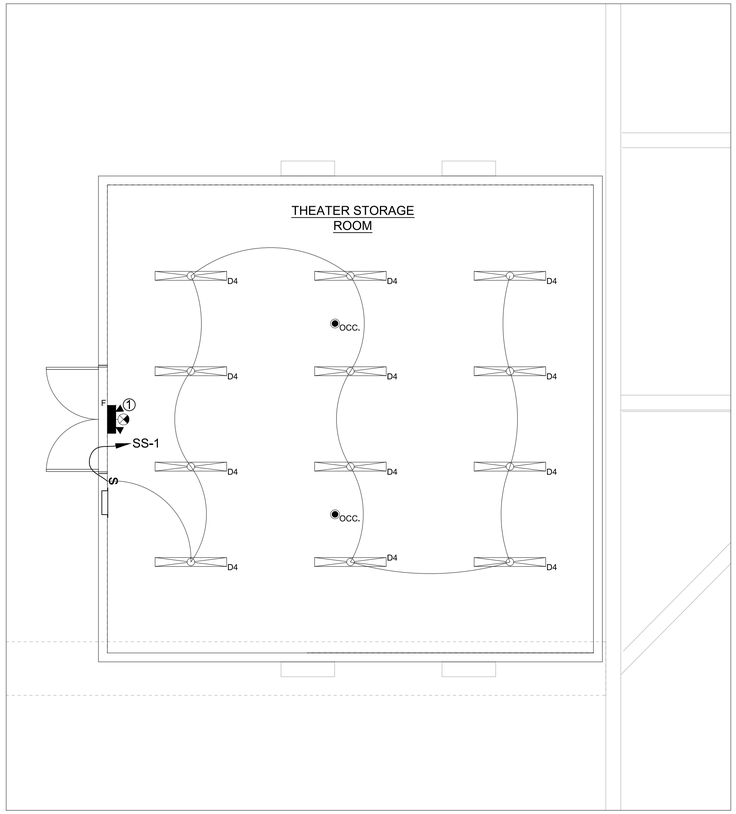

THEATER STORAGE ELECTRICAL LIGHTING PLAN

SCALE: $\frac{1}{4}$"=1'-0"

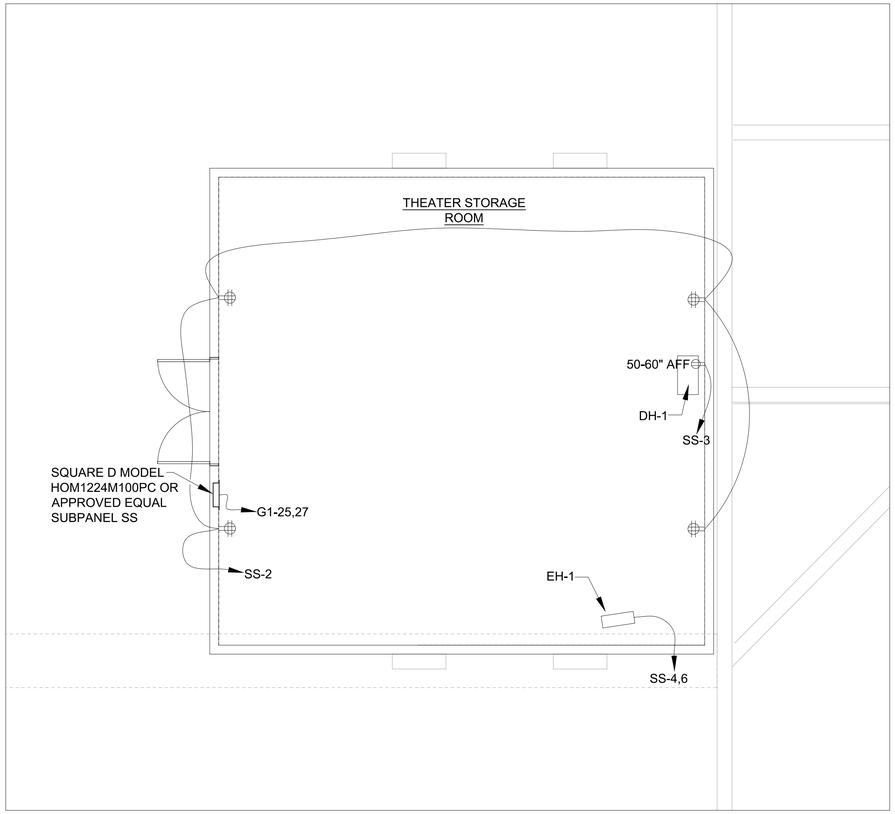

THEATER STORAGE ELECTRICAL POWER PLAN

SCALE: $\frac{1}{4}$"=1'-0"

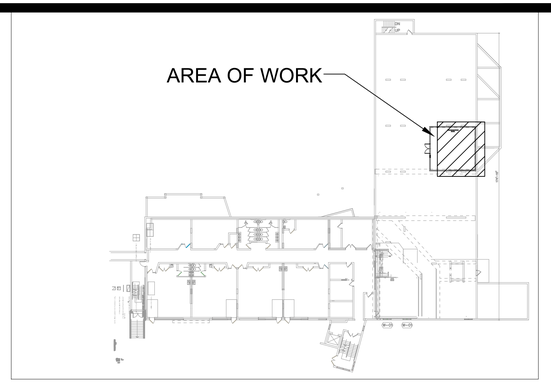

KEY PLAN

SCALE: NTS

1. ALL WORK SHALL BE DONE IN ACCORDANCE WITH THE 2020 NEC, 2021 IECC AND ANY/ALL APPLICABLE STATE AND LOCAL AMENDMENTS

2.OCCUPANCY SENSORS SHALL BE VERIFIED WITH MANUFACTURER TO ENSURE FULL COVERAGE OF ALL AREAS. ADDITIONAL SENSORS MAY BE REQUIRED BASED ON THEIR SPECIFICATIONS

KEYED NOTES:

1. EMERGENCY LIGHT/EXIT SIGN SHALL BE TIED TO NEAREST LIGHTING CIRCUIT

LEGEND:

- DUPLEX RECEPTACLE
- QUAD RECEPTACLE
- S — TWO POLE SWITCH
- OCC. — OCCUPANCY SENSOR

LIGHTING FIXTURE SCHEDULE

TYPE	DESCRIPTION	MOUNTING	NO.	COLOR TEMPERATURE	WATTS	TYPE	MANUFACTURER & CATALOG NUMBER OR APPROVED EQUAL
D4	6"X4' LED STRIP LIGHT	SURFACE	12	5000K	40	LED	TBD
F	EMERGENCY EXIT/COMBO LIGHT	SURFACE	1	-	4	LED	COMPASS MODEL CCRG

LIGHTING FIXTURE SCHEDULE

SCALE: NTS

SUBPANEL SS

POLES 12 **SECTION** 1 OF 1 **AIC** 10K
VOLTAGE 208 /120 VOLTS **BUS** COPPER **MAIN** 50-AMP MCB **WIRE** 3 WIRE (A, B, N, EG)
MOUNTING RECESSED **LOCATION** THEATER STORAGE ROOM **PHASE** 1 **FED FROM** ART ROOM-LOWER LEVEL

CKT #	BREAKER TRIP	BREAKER POLES	DESCRIPTION	WIRE NO.	WIRE SIZE	GROUND NO.	GROUND SIZE	CON SIZE	PHASE KVA A	PHASE KVA B	WIRE NO.	WIRE SIZE	GROUND NO.	GROUND SIZE	CON SIZE	DESCRIPTION	BREAKER TRIP	BREAKER POLES	CKT #
1	20	1	STORAGE ROOM LIGHTING	2	12	1	12	3/4"	0.5		2	12	1	12	3/4"	CONVIENENCE RECEPTACLES	20	1	2
									0.5										
3	20	1	DEHUMIDIFIER (DH-1) RECEPTACLE	2	12	1	12	3/4"		1.7	2	12	1	12	3/4"	ELECTRIC HEATER (EH-1)	2	2	4
										1.5									
5									1.5		-	-	-	-	-	-	-	-	6
7																			8
9																			10
11																			12
									2.5	3.2									
TOTAL CONNECTED KVA										5.7	TOTAL AMPS:								27.4

NOTES: ALL SIZES LISTED FOR COPPER CONDUCTORS/GROUNDS

PANEL G1

POLES 30 **SECTION** 1 OF 1 **AIC** 10K
VOLTAGE 208 /120 VOLTS **BUS** COPPER **MAIN** 100-AMP MLO **WIRE** 4 WIRE (A, B, C, N, EG)
MOUNTING RECESSED **LOCATION** ART ROOM-LOWER LEVEL **PHASE** 3 **FED FROM** MAIN SWITCH GEAR

CKT #	BREAKER TRIP	BREAKER POLES	DESCRIPTION	WIRE NO.	WIRE SIZE	GROUND NO.	GROUND SIZE	CON SIZE	PHASE KVA A	PHASE KVA B	PHASE KVA C	WIRE NO.	WIRE SIZE	GROUND NO.	GROUND SIZE	CON SIZE	DESCRIPTION	BREAKER TRIP	BREAKER POLES	CKT #
1	20	1	EXISTING														EXISTING	20	1	2
3	20	1	EXISTING														EXISTING	20	1	4
5	20	1	EXISTING														EXISTING	20	1	6
7	20	1	EXISTING														EXISTING	20	1	8
9	20	1	EXISTING														EXISTING	20	1	10
11	20	1	EXISTING														EXISTING	20	1	12
13	20	3	EXISTING														EXISTING	20	1	14
15			-														EXISTING	20	1	16
17			-														EXISTING	20	1	18
19	20	1	EXISTING														EXISTING	20	1	20
21	20	1	EXISTING														EXISTING	20	1	22
23	20	1	EXISTING																	24
25	50	2	SUBPANEL SS	3	4	1	8	1.5"	2.5			-	-	-	-	-	-	-	-	26
27	-	-	-	-	-	-	-	-		3.0										28
29																				30
									2.5	3.0	0.0									
TOTAL CONNECTED KVA										5.5	TOTAL AMPS:								15.3	

NOTES: ALL SIZES LISTED FOR COPPER CONDUCTORS/GROUNDS

ELECTRICAL PANEL SCHEDULES

SCALE: NTS

REVISIONS	BY

RM SOVICH ARCHITECTURE

WALDORF SCHOOL OF BALTIMORE RENOVATIONS
4801 TAMARIND ROAD
BALTIMORE, MD 21209

KBD KBD ENGINEERING COMPANY
Process–Mechanical–Structural–Electrical & Environmental Consultants
ONE COUNTRY CLUB LANE PHOENIX, MARYLAND 21131
PHONE: 443–386–3729
FAX: 410–592–8858
MOBILE: 410–241–5630
H.C. HARCLERODE II, P.E.
E-MAIL: skip@kbdengineering.com
WEBSITE: kbdengineering.com

SEAL:

PROFESSIONAL CERTIFICATION: I HEREBY CERTIFY THAT THESE DOCUMENTS WERE PREPARED OR APPROVED BY ME, AND THAT I AM A DULY LICENSED PROFESSIONAL ENGINEER UNDER THE LAWS OF THE STATE OF MARYLAND:

LICENSE NO. 11735
EXPIRATION DATE: 12/04/2027

DRAWN BY: DMH

DATE: 10/19/2026

SCALE: AS NOTED

JOB NUMBER:

SHEET NO.

E-002

DRAWING NUMBER 2 OF 8

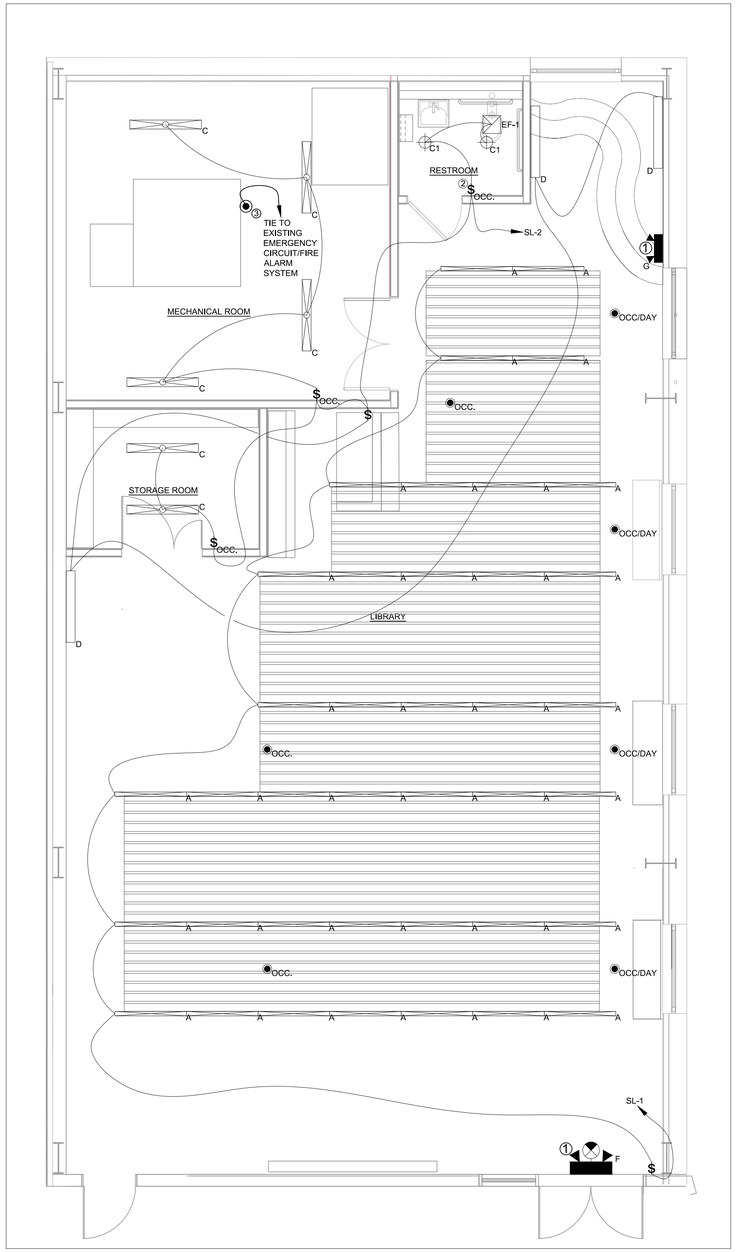

LIBRARY ELECTRICAL LIGHTING PLAN

SCALE: $\frac{1}{4}$"=1'-0"

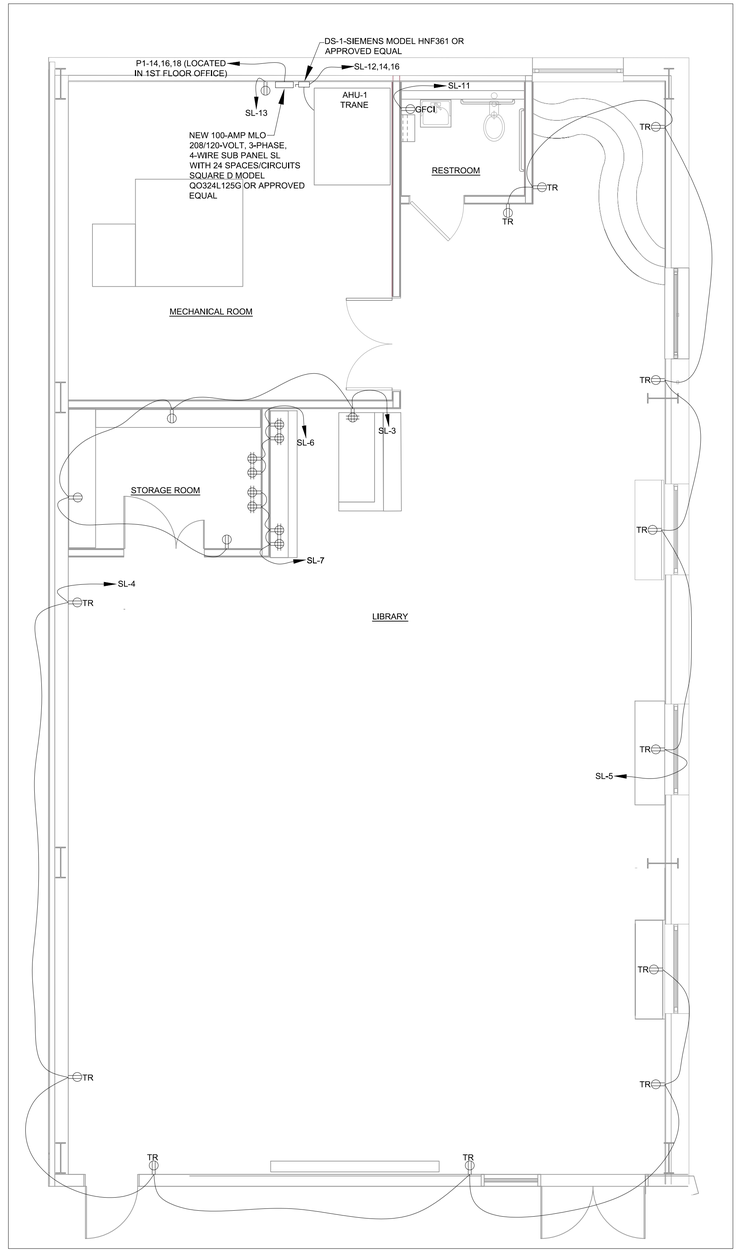

LIBRARY ELECTRICAL POWER PLAN

SCALE: $\frac{1}{4}$"=1'-0"

LIGHTING FIXTURE SCHEDULE

TYPE	DESCRIPTION	MOUNTING	NO.	COLOR TEMPERATURE	WATTS	TYPE	MANUFACTURER & CATALOG NUMBER OR APPROVED EQUAL
A	TRU GROOVE MICRO SUSPENDED	SUSPENDED	39	3500K	40	LED	TRUGROOVE MICRO SUSPENDED OR APPROVED EQUAL
C1	4-INCH LED DOWNLIGHT	RECESSED	2	3500K	25	LED	LIGHTOLIER MODEL M4RDL25935WCDZ10U WITH 4RNSR FRAME OR APPROVED EQUAL
C	LINEAR SUSPENDED	SUSPENDED	6	-	-	-	TBD
D	1'x4' WALL MOUNT FIXTURE	WALL	3	-	-	-	TBD
F	EMERGENCY EXIT/COMBO LIGHT	SURFACE	1	-	4	LED	COMPASS MODEL CCRG OR APPROVED EQUAL
G	EMERGENCY LIGHT	SURFACE	1	-	4	LED	COMPASS MODEL CU2B OR APPROVED EQUAL

LIGHTING FIXTURE SCHEDULE

SCALE: NTS

GENERAL NOTES:

1. ALL WORK SHALL BE DONE IN ACCORDANCE WITH THE 2020 NEC, 2021 IECC AND ANY/ALL APPLICABLE STATE AND LOCAL AMENDMENTS

2.OCCUPANCY SENSORS SHALL BE VERIFIED WITH MANUFACTURER TO ENSURE FULL COVERAGE OF ALL AREAS. ADDITIONAL SENSORS MAY BE REQUIRED BASED ON THEIR SPECIFICATIONS

KEYED NOTES:

① EMERGENCY LIGHT/EXIT SIGN SHALL BE TIED TO NEAREST LIGHTING CIRCUIT

② TWO POLE OCCUPANCY SWITCH SHALL BE RATED FOR AN EXHAUST FAN

③ TIE NEW SMOKE DETECTOR TO EXISTING EMERGENCY CIRCUIT/FIRE ALARM SYSTEM

LEGEND:

- DUPLEX RECEPTACLE
- QUAD RECEPTACLE
- CEILING DUPLEX RECEPTACLE
- GFCI — GFCI RECEPTACLE
- TR — TAMPER RESISTANT RECEPTACLE
- LOW VOLTAGE VOICE/DATA
- $ — TWO POLE SWITCH
- OCC. — OCCUPANCY SENSOR
- $ OCC. — OCCUPANCY SWITCH
- SMOKE DETECTOR TO MATCH EXISTING SYSTEM DETECTORS

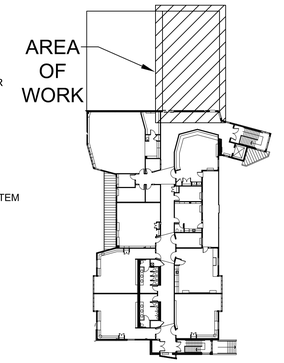

KEY PLAN
SCALE: NTS

PANEL P1

POLES	84			**VOLTAGE**	208 /120 VOLTS						**MOUNTING**	FLUSH											
SECTION	1 OF 2			**BUS**	COPPER						**LOCATION**	1ST FLOOR OFFICE											
AIC	10K			**MAIN**	225 AMP MLO						**PHASE**	3											
				WIRE	4 WIRE (A, B, C, N, EG)						**FED FROM**	MDP											
CKT #	BREAKER TRIP	BREAKER POLES	DESCRIPTION	WIRE NO.	WIRE SIZE	GROUND NO.	GROUND SIZE	CON SIZE	PHASE KVA A	PHASE KVA B	PHASE KVA C	WIRE NO.	WIRE SIZE	GROUND NO.	GROUND SIZE	CON SIZE	DESCRIPTION	BREAKER TRIP	BREAKER POLES	CKT #
1			EXISTING														EXISTING			2
3			EXISTING														EXISTING			4
5			EXISTING														EXISTING			6
7			EXISTING														EXISTING			8
9			EXISTING														EXISTING			10
11			EXISTING														EXISTING			12
13			EXISTING						6.5			4	2	1	6	1-1/2"	SUBPANEL SL	100	3	14
15			EXISTING							4.9		-	-	-	-	-	-	-	-	16
17			EXISTING								4.4	-	-	-	-	-	-	-	-	18
19			EXISTING														SPARE			20
21			SPARE														SPARE			22
23			SPARE														SPARE			24
25			SPARE														SPARE			26
27			SPARE														SPARE			28
29			SPARE																	30
31			SPARE																	32
33			SPARE																	34
35			SPARE																	36
37			SPARE																	38
39																				40
41																				42
									6.5	4.9	4.4									
								TOTAL CONNECTED KVA			15.8					TOTAL AMPS:			43.9			

NOTES: ALL SIZES LISTED FOR COPPER CONDUCTORS/GROUNDS

PANEL SL

POLES	24			**VOLTAGE**	208 /120 VOLTS						**MOUNTING**	SURFACE											
SECTION	1 OF 1			**BUS**	COPPER						**LOCATION**	MECHANICAL ROOM											
AIC	10K			**MAIN**	125-AMP MLO						**PHASE**	3											
				WIRE	4 WIRE (A, B, C, N, EG)						**FED FROM**	1ST FLOOR OFFICE PANEL 2											
CKT #	BREAKER TRIP	BREAKER POLES	DESCRIPTION	WIRE NO.	WIRE SIZE	GROUND NO.	GROUND SIZE	CON SIZE	PHASE KVA A	PHASE KVA B	PHASE KVA C	WIRE NO.	WIRE SIZE	GROUND NO.	GROUND SIZE	CON SIZE	DESCRIPTION	BREAKER TRIP	BREAKER POLES	CKT #
1	20	1	LIBRARY LIGHTS	2	12	1	12	3/4"	1.6			2	12	1	12	3/4"	STORAGE/MECH BATHROOM LIGHTS	20	1	2
									1.0											
3	20	1	STORAGE RECEPTACLES	2	12	1	12	3/4"		0.5		2	12	1	12	3/4"	LIBRARY RECEPTACLES	20	1	4
										0.5										
5	20	1	LIBRARY RECEPTACLES	2	12	1	12	3/4"			0.5	2	12	1	12	3/4"	LIBRARY QUAD RECEPTACLES	20	1	6
											0.5									
7	20	1	STORAGE ROOM QUAD RECEPTACLES	2	12	1	12	3/4"	0.5								SPARE	20	1	8
9	20	1	SPARE														SPARE	20	1	10
11	20	1	BATHROOM GFCI	2	12	1	12	3/4"			0.5	4	10	1	10	1"	AHU-1	30	3	12
											1.8									
13	20	1	CIRCULATION PUMP RECEPTACLE	2	12	1	12	3/4"	0.5			-	-	-	-	-	-	-	-	14
									1.8											
15										1.8		-	-	-		-	-	-	-	16
17																				18
19																				20
21																				22
23																				24
									5.4	2.8	3.3									
								TOTAL CONNECTED KVA			11.5					TOTAL AMPS:			31.9			

NOTES: ALL SIZES LISTED FOR COPPER CONDUCTORS/GROUNDS

ELECTRICAL PANEL SCHEDULES

SCALE: NTS

REVISIONS	BY

RM SOVICH ARCHITECTURE

WALDORF SCHOOL OF BALTIMORE RENOVATIONS
4801 TAMARIND ROAD
BALTIMORE, MD 21209

KBD ENGINEERING COMPANY
Process–Mechanical–Structural–Electrical
& Environmental Consultants
ONE COUNTRY CLUB LANE PHOENIX, MARYLAND 21131
H.C. HARCLERODE II, P.E.
EMAIL: skip@kbdengineering.com
WEBSITE: kbdengineering.com
PHONE: 443-386-3729
FAX: 410-592-8858
MOBILE: 410-241-5630

SEAL:

PROFESSIONAL CERTIFICATION: I HEREBY CERTIFY THAT THESE DOCUMENTS WERE PREPARED OR APPROVED BY ME, AND THAT I AM A DULY LICENSED PROFESSIONAL ENGINEER UNDER THE LAWS OF THE STATE OF MARYLAND:

LICENSE NO. 11735
EXPIRATION DATE: 12/04/2027

DRAWN BY: DMH

DATE: 10/19/2026

SCALE: AS NOTED

JOB NUMBER:

SHEET NO.
E-003

DRAWING NUMBER 3 OF 8